ENDÜSTRİYEL PROFİL SİSTEMLERİ


Endüstriyel Ekipmanlar


Makine Kabinleri


Çalışma Masaları


Güvenlik Sistemleri



MODÜLER KONSTRÜKSİYON TEKNOLOJİLERİ



14. ÜRÜN KATALOĞU / PRODUCT CATALOGUE

www.doguskalip.com.tr

DOĞUŞ KALIP®
METAL VE FORM SANAYİ DIŞ TİC. A.Ş.

Yaşamı birlikte şekillendirelim...



Online Satış Sitemiz Hizmete Açılmıştır.

www.doguskalip.com.tr

Bu Ürünler Birer Doğuş Kalıp Markalarıdır.



ROBOTİK MARKET®



MEKATRONİK MARKET®



KONVEYÖR MARKET®



SİGMA PROFİL® MARKET



MAKİNA MARKET®

CE

OHSAS 18001 OCCUPATIONAL HEALTH & SAFETY

ISO 9001:2015 QUALITY CERTIFICATION

RoHS 2 2011/65/EU

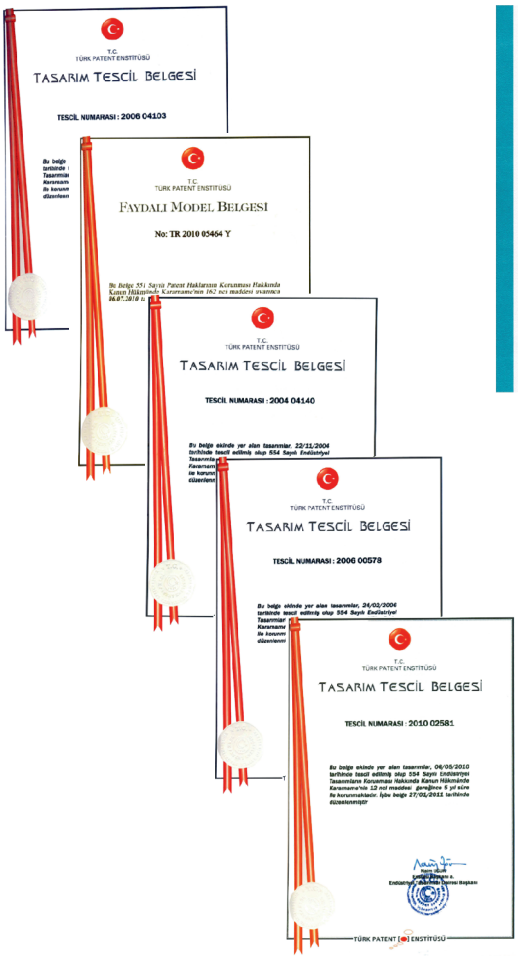



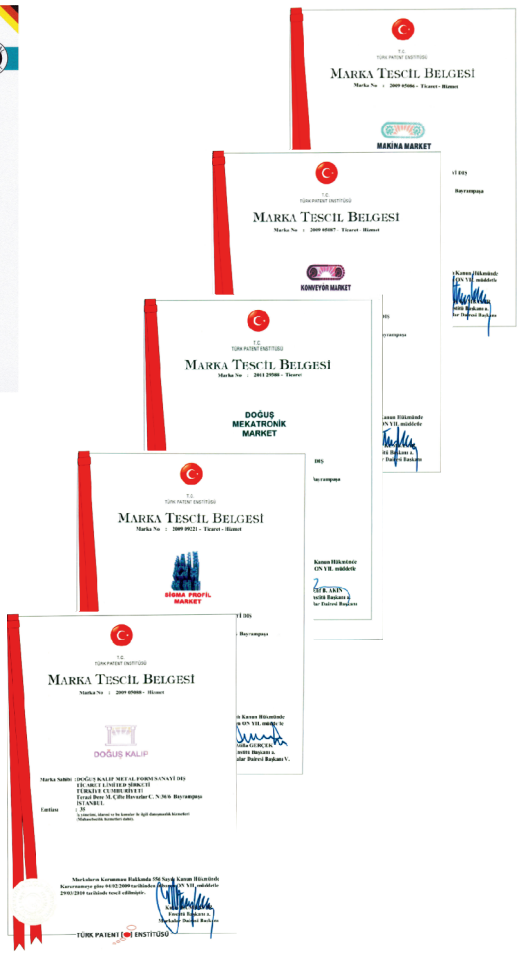



Firma Profili

1994 yılında çalışma hayatına başlayan firmamız Doğuş Kalıp Metal ve Form San. Tic. A.Ş.

Çeşitli sektörlere kesme, sıvama ve prograsif kalıpların yapımı ile ismini duyurarak 1998 yılından itibaren imalat ve yedek parça üretim çalışmalarında bulunarak tecrübe ve birikimlerini geliştirmiştir.

2002 yılından sonra Konveyör ve Otomasyon Sistemleri ile ilgili Endüstriyel ürünler alanında Alüminyum Sigma Profiller, Bağlantı Elemanları ve Aksesuarlarının üretimlerine başlamıştır.

Daha önce yurtdışından getirilen bir çok yerli üretimi yapılamayan ekipmanların üretimini de gerçekleştirerek ulusal iş gücümüze önemli kazanımlar sağlamıştır.

2006 yılından itibaren Doğrusal Hareket Sistemleri ile çok eksenli hareket üniteleri ile ilgili çalışmalara yönelip Dünya klasmanındaki teknolojik sistemlerin yapımını kendi öz kaynaklarıyla gerçekleştirmiştir.

Günümüzde gelişen süreçte görülmektedir ki üretim ve imalat sanayisinde en ileri teknolojik sistemler ve yeni geliştirilen ürünler kullanarak hem kalite hem de hız konusunda büyük bir yarış yapılmaktadır.

Doğuş Kalıp olarak seri üretimlerde kullanılan mekatronik ve otomasyon teknolojisi uygulamaları ve bu alandaki malzemelerin üretim ve ar-ge faaliyetleri ile bu yarışta ülkemizin yerini almasında katkıda bulunmaktan dolayı kıvanç duymaktayız.

Sektörümüzün ihtiyacı olan sistem ve ekipmanların imalatını gerçekleştirmek üzere genişleyen kadromuz ve alt yapımız ile bu alanda çalışmalarımızı yoğunlaştırmayı hedef seçtik. Her geçen gün artan ürün portföyümüz ile teknik alanlarda faaliyet gösteren birçok üretici firmaya partnerlik yapmaktayız.

Son yıllarda şube ve bayileşme süreçlerini tamamlayıp ülkemizin birçok bölgesinde yakından hizmet veren Doğuş Kalıp yurt dışı pazarlarına açılma çalışmalarına devam etmektedir.

Yüklendiğimiz sorumluluğun bilincinde olarak sizlerle önümüzdeki süreçte bir arada olmak ve çalışmalarınızdaki başarılarınızda katkıda bulunmak dileğiyle.

Güçlü Stok

Yüksek Kalite

Mühendislik Hizmet



Company Profile

Doğuş Kalıp Metal ve Form San. Tic. A.Ş. which started business in 1994 and made name by manufacturing cutting and plastering mould, progressive mould for different sectors, has improved its experience by carrying out activities in production and spare part manufacturing since 1998.

Doğuş Kalıp has started producing Aluminium Industrial Profiles, fastening-connecting parts and their accessories on conveying and automation systems after 2002.

It has contributed to national labour force by manufacturing the equipments which were imported products.

Since 2006, Dogus Kalip has focused on research and development on linear motion systems and multi-axis motion systems and produced world-ranking technological systems by using its own resources.

Today, there is a great competition in both quality and speed by using cutting-edge technological systems and newly developed products in production process and manufacturing industries .

Doğuş Kalıp is a manufacturer of the products which used in serial manufacturing of mechatronics and automation technology applications. We are proud with our research and development department facilities on developing the neccessary products in mechatronic sector.

Our main target is improving the systems and equipments in necessity of our sector with our expanding quantity of staff and background.

We have partnership with lots of manufacturer in mechatronics and automation sector due to our product range expanding day by day.

Our marketing strategy is almost completed in domestic market with Dogus Kalip's regional and local dealers and Doğuş Kalıp is to be continue to trading with foreign countries.

We know our responsibility to giving best service and high quality to our customer and partners. We wish to share our experience and develop your business in close future.....

İnovasyon

Hızlı Servis

CRM

İçindekiler / *index*

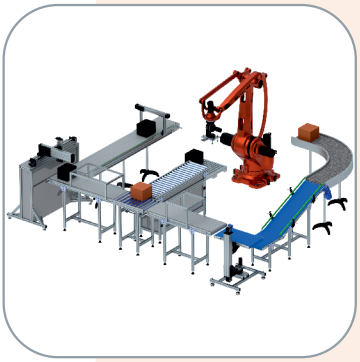

Uygulamalar

Applications



Endüstriyel Alüminyum Profiller

Industrial Aluminium Profiles



Bağlantı Ekipmanları

Connection Equipments



Bağlantı Aksesuarları

Connection Accessories



Güvenlik Ekipmanları

Safety Equipments

Yüzey Kapatma Seçenekleri
Şase Uygulamaları
Üretim Hatları

Makine Uygulamaları
Kabin Uygulamaları
Çalışma Masaları

Stant ve Panolar
Konveyör Uygulamaları

Sayfa/Page

7-17

Profil değerleri
20x20
25x25
20x40
20x80
30x30 SL
30x30 L
30x30 A
30x60 SL K8
30x60
30x90
35x35 L
35x35 A
40x40 SL K8
40x40 L K8
40x40 A K8
40x40 SL K10
40x40 L K10
40x40 A K10
40x80 SL K8
40x80 L K8
40x80 A K8
40x80 SL K10
40x80 L K10
40x80A K10
45x45 USL
45x45 SL
45x45 L
45x45 A
45x90 SL
45x60
45x90 L
45x90 A
40x120
45x135
45x180
50x50 A
50x100 A
60x60
60x60 Ç
60x90 A
60x120 L
80x80 L K10
80x80 A K8
80x80 A K10
80x120 A K10
80x160 L K8
90x90 SL
90x90 L
90x90 A
100x100 L
90x180 L
90x180 A
90x135 A
135x135 A
10x40 Yüzey kap. Prf.
22,5x45 Panel Prf.
30x45 Dereceli
40x40x45° Sigma
30'luk Stant Prf.
20x20 R
30x30 R
45x45 R
80x80 R
30x30 K
40x40 K
45x45 K
30x60 K
40x80 K
45x90 K
22x140 Yüzey kap. Prf.
27x170 Yüzey kap. Prf.
15x120 Yüzey kap. Prf.
22,5x180 Yüzey kap. Prf.
23x75 Kon Prf.
23x127 Kon Prf.
25x105 Kon Prf.
25x150 Kon Prf.
45x75 Kon Prf.
Ø50 Tamb. Prf.
Ø50x1,5 Boru Prf.
Ø76 Ø114 Tamb. Prf.
Ø12 - Ø20 Blok Yatak Prf.
38x50 Yataklama Prf.
60x80 Yataklama Prf.
80x80 Yataklama Prf.
Ø12 - Ø20 Yatak Tırnak Prf.
Mil Alt Destek Bağlantı Plakası
Alt Destek Profili
Mil Alt Destek Prof. + Mil
18x28 K8 Sürgü
18x37 K10 Sürgü

18-58

Düz Köşe Bağlantılar
Açılı Köşe Bağlantılar
Dar Geçmeli Köşe Bağlantı ve Kap.
Uzun Köşe Bağlantı ve Kap.
Geniş Köşe Bağlantı ve Kap.
Kare Köşe Bağlantı ve Kap.
Üç Yönlü Köşe Bağlantı ve Kap.
45º Bağlantı Parçası
Radiuslu Köşe Bağlantılar ve Kap.
Alın Civataları

Kanal İçi Bağlantı
Gizli Köşe Bağlantılar
Hareketli Mafsallar
Açılı Çektirme Tip Bağlantı
Mafsallı Çektirme Tip Bağlantı
Düz Çektirme Tip Bağlantı
Alın Çektirme Tip Bağlantı
Saplamalı Somunlar
Tırtıllı Somunlar

Yaylı Kanal Somunları
Modül T Kanal Somunları
Uzun T - T Kanal Somunları
Dikdörtgen ve Kare Somunlar
Raf Ayar Sacı
Paralel Bağlantı Parçası
90° Bağlantı Parçaları
120°-135° Bağlantı Parçaları
Bağlantı Sacları

59-82

Mıknatıs Bağlantı Takımı
Ayak Yer Bağlantı Parçası
Ayak Sabitleme Parçası
Köşe ayak Bağlantı Sacı
Tekerlekli Ayak Bağlantı Sacı
Frenli Tekerlekler
Plastik ve Metal Ayaklar
Profil Köşe Kapakları
Profil Kapakları
Profil Koruyucu Lastik 45x45 Üç Yüzey
Profil Koruyucu Lastik K10 Tek Yüzey
Sac Fitili
Sac Sıkıştırma Fitili

Kanal ve Cam Fitilleri
Kilitli Menteşeler
Kapaklı Menteşe
Menteşeler
Plastik Kulp
Bilyalı Çıtçıt
Güvenlik Kilidi
Bilyalı Kilit
Amortisör ve Bağlantı Parçası
Delik Delme Aparatları
Pleksiglas
Solid Polikarbon
Oluklu Polikarbon

Pleksi Tutucu (Tırnaklı)
Pleksi Tutucu (Somunlu)
Pleksi Tutucu Metal (Tekli)
Pleksi Tutucu Metal (Çiftli)
Kablo Tutucu (Kapaksız)
Kablo Tutucu (Kapaklı)
Sürgü Rayları
Sürgü Pimleri
Askı Aparatı
Sustalı Kol

83-108

Kanal Sürgü Seti
Kanal Sürgü Tekerleği
Kanal İçi U Fitil
Güvenlik Panelleri

Çalışma Masaları
Taşıma Arabaları
Avadanlık Standları
Makaralı Ray

109-115

ENDÜSTRİYEL ALÜMİNYUM PROFİL NEDİR?

Endüstriyel Alüminyum Profil (Sigma Profil) günümüzde çelik konstrüksiyonun yerine alternatif olarak üretilmiş olan teknik bir üründür. Mekanik uygulama alanlarında kullanım amaçlı özel olarak dizayn edilmiş bu profillerin 6mm, 8mm ve 10mm lik kanal ölçüleri sayesinde statik ve dinamik yüklemelere karşı daha kolay, sağlam ve emin bağlantılar oluşturmak mümkündür.

Profillerimiz 6063 serisi özel alaşımlı alüminyumdan imal edilmiş olup, yüzeyi koruyucu eloksal kaplanarak korozyona karşı daha dayanıklı hale getirilmiştir. Bu faktörler sayesinde çelik konstrüksiyonda olduğu gibi sonradan taşlama ve boyama gibi işlemlere de gerek kalmaz.

Sigma profilin seçilmesindeki en önemli faktörler seri montaj özelliği, dayanıklılık, işlerlik, kullanışlılık ve tasarım özelliğidir.

En uygun kesitlere sahip olan alüminyum (sigma) profillerin kanallarına göre özel olarak tasarlanan bağlantı elemanları sayesinde daha kolay ve hızlı montaj imkanı bulunmaktadır. Planlama zamanları ve malzeme sarfiyatı asgaridir, çünkü modüler bir yapıya sahip olan elemanlar daima birbirine uyumlu olması sebebiyle kullanılması çok pratiktir.

Konstrüksiyonlarda değişiklik yapmak mümkündür, bütün parçalar sonradan da olsa kolaylıkla monte edilebilir. Çok farklı tasarımların üretilmesi için **Doğuş Kalıp** standart profilleri ve bu profillerin montajında gerekli bağlantı ve birleştirme teknikleri sunmaktadır.

Bu alternatiflerinden dolayı **Endüstriyel Aluminyum Profiller** her türlü kullanım için uygun olup aynı zamanda ekonomik bir çözüm olanağından dolayı günümüzün en çok tercih edilen alt yapı malzemelerindendir.

WHAT IS THE INDUSTRIAL ALUMINIUM PROFILE?

Industrial Aluminium Profile is a kind of technical product which is used as alternative of steel constructions. These profiles specially designed for mechanical application ranges which is possible for using on building strong constructions against the static and dynamic loads with their 6 mm, 8 mm ,10 mm slot dimensions.

Our profiles produced of special aluminium which is also called 6063 series. Also their surface is coated by eloxal that keeps the profile stronger against the corrosion . There is no need stoning and painting like on steel constructions with this features.

The most important factors; to prefer sigma profiles are serial assembly feature, strength, multifunction, ease to use and design features.

For suitable aluminum profile, it is easier and faster to assembly according to the special designed connection elements. They have minimum production planning time and material waste that's because it has modular structure, they are always suitable each other and they have very practical usage.

It's possible to make changes on constructions. All parts can be easily assembled additionally. **Doğuş Kalıp** presents standard profiles and their connection technics with many kind of design.

From these alternatives; **Aluminium Industrial Profiles** are suitable for any kind of usage besides it's the most preferred and low cost substructure product nowadays.

Her türlü uygulamaların dış çeperlerini kapatmak için kullanılan sac, suntalam, pleksiglas vb. gibi alternatif yüzey kaplama seçeneklerini kullanabilmek mümkündür.

Kompozit Uygulama



Pvc Uygulama



Delikli Sac Uygulama



Suntalam Uygulama



Galvanizli Sac Kapatma



MDF Uygulama



Surface Coating Options

Alternative options such as metal plate, laminated clipboard, plexiglass etc are available to cover all kind of applications.

Farklı tasarımların şase ve gövdelerinde gereken ağırlık ve kuvvet miktarına göre seçilen sigma profil, kesitleri ve standart bağlantı elemanlarının yardımı ile istenen konstrüksiyon oluşturulur. Aşağıda bazı örnek görüntüler bulunmaktadır.









Desired constructions are formed by the aid of standard connectors and profile sections chosen according to momentum needed on chassis and frames.





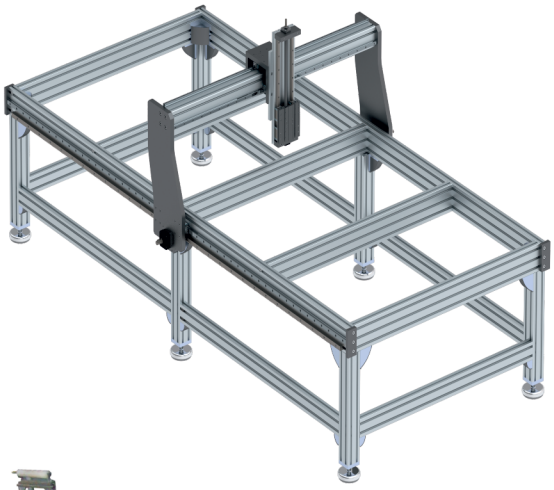







Makine imalatında sigma profillerin kullanımı pratiktir. Değişken bağlantı seçenekleri ile istenen mukavemette yapılanma teşkil eder. Bu özellikleri bir çok makine şaselerinde çelik konstrüksiyonun yerini almaktadır. Maliyet ve zaman avantajı sağlaması nedeni ile kullanımı tercih sebebidir.

Cep Telefonu Montaj Hattı



Sinyal Lambaları Montaj Hattı



Industrial aluminium profile provides ease in the machine manufacturing. It constutes of desired strenght with the variable connection type. These features take place of steel construction at the a lot of machine chassis. It is preferred firstly thanks to cost and time advantage.

Strafor Kesim Makinesi



Ambalajlama Makinesi



Lazer Test Cihazı



Palet Besleme Makinesi



Her türlü makine kabin yapımlarında sigma profiller ideal bir alt yapı malzemesidir. Değişik renklerdeki pleksiglaslar ile estetik bir görüntü sağlanır. Kabin kapak seçenekleri kullanım yerinde kolaylık sağlayacak şekilde tasarlanır.

Pnömatik Sistem Koruma Kabini



Elektronik Sistem Koruma Kabini



Makine Kabinlerinin Tercih Sebepleri : 1- Ses Yalıtımı 2- Güvenlik 3- Hijyen 4-Estetik

Dolum ve Ambalaj Makinesi Kabini



Flok Baskı Makinesi Kabini



Lazerli Desen Makinesi Kabini



Sigma profiles are an ideal material structure for making cabinet of all kinds of construction machinery. An aesthetics image is provided in different colors of plexsglass. Cabin cover options designed to provide simple usage into the place.

Pnömatik Sistem Koruma Kabini



Pres Baskı Koruma Kabini



Ses İzole Kabini



Güvenlik Kabini



Poşet Üretim Makine Kabini



Enjeksiyon Güvenlik Çiti



Değişken ebat ve dizaynlarda üretilebilen çalışma masaları daha çok montajlama ve test operasyonlarında tercih edilmektedir. Yüzey kaplamalı seçenekleri ile oluşturulan üniteler estetik kullanım olanağı sağlamaktadır.

Test Eğitim Masası



Ürün Montaj Masası



Ürün Montaj Masası



Çalışma Masası



Ürün Montaj Masası



Elektronik Montaj Hattı



Work Tables

Working tables that is producible in variable dimensions is preferred for mounting and testing operations. It provides facility of working with PC, pneumatic, hand drill, clamp by the variety of surface coating.

Sigma Profiller endüstriyel alanda olduğu gibi görsel ve dekoratif uygulamalarda da kullanılmaktadır. Ayrıca fuar stantları pano, vitrin v.b. alanlarda kullanılabilmektedir.



Aydınlatma Direkleri



Fuar stantı



Tanıtım Panosu



Ürün Teşhir Masası



Ürün Rafı



Camlı Stant



4x6 mt Çift Katlı Fuar stantı



Ürün Teşhir standı

Stand-Panel

As industrial aluminium profile used on industrial applications, It is also used visiual and decorative applications. Also it can be used on display contructions fair stant, clipboard applications.

Her çeşit konveyör için özel olarak tasarlanan profiller sayesinde hızlı bir şekilde proje imalatı mümkündür. İstenen ebatlara göre konveyör imal edilebilir. Konveyörlerle ilgili detaylı parça bilgilerini konveyör malzemeleri sayfasında görebilirsiniz.

Sarımsak Soyma Hattı



Ürün Transfer Hattı



Etiketleme Konveyörü



Dereceli Sevk Konveyörü



Dereceli Konveyör ve Elevatör



Quick manufacturing can be done with profiles which are special designed for any type of conveyors. Conveyors are manufactured by desired size. You can see the detailed parts information about conveyors in conveyor equipment page.

360° Dönüşlü Konveyör



Tel Bantlı Konveyör



(L) Tipi Elevatör



Lojistik Konveyör Hattı



Çift Katlı Konveyör



(Z) Tipi Elevatör



Sehim hesabında kullanılacak formüller aşağıdaki gibidir;

f (mm) : Sehim
F (N) : Kuvvet
L (mm) : Profil uzunluğu
I (cm4) : Atalet Momenti
E (N/mm2) : Elastisite Modülü

Tabloyu kullanırken izlenmesi gereken adımlar;

F simgesi (N) cinsinden yükleme çeşidini göstermektedir.
Profil uzunlugu (L) mm olarak belirtilmiştir.
İlk adım olarak sol dikey sütun üzerinden profilinizin maruz kalacağı kuvveti seçiniz (10N=1Kg)
Tabloda görüldüğü gibi üst yatay satırdan profil uzunluğunu seçerek çakıştırınız.
Sağ dikey sutundan profilinizin atalet momentini seçiniz
Dikey eğik doğruların arasında kalmak koşulu ile uzunluk-kuvvet noktasını seçtiğiniz profilin atalet momentiyle çakıştırınız.
Bulduğunuz son noktayı referans alarak aşağı doğru dikey bir çizgi çizerek profillerin uygun yataklama pozisyonlarına göre sehim miktarını çizelgeden okuyunuz.

Sehim hesabını web sitemizden faydalanarak tablodan pratik olarak yapabilirsiniz;

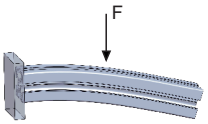

$$f = \frac{F.L^3}{3E.I.10^4}$$

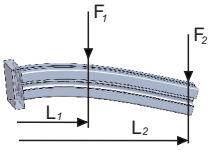

$$f = \frac{F.L^3 + F_1.L_1^2.L + F_2.L_2^2.L}{3E.I.10^4}$$



$$f = \frac{F.L^3}{8E.I.10^4}$$

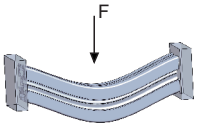

$$f = \frac{F.L^3}{48E.I.10^4}$$

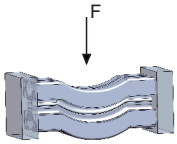

$$f = \frac{F.L^3}{192E.I.10^4}$$

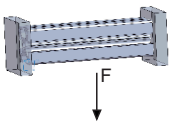

$$f = \frac{F.L^3}{384E.I.10^4}$$

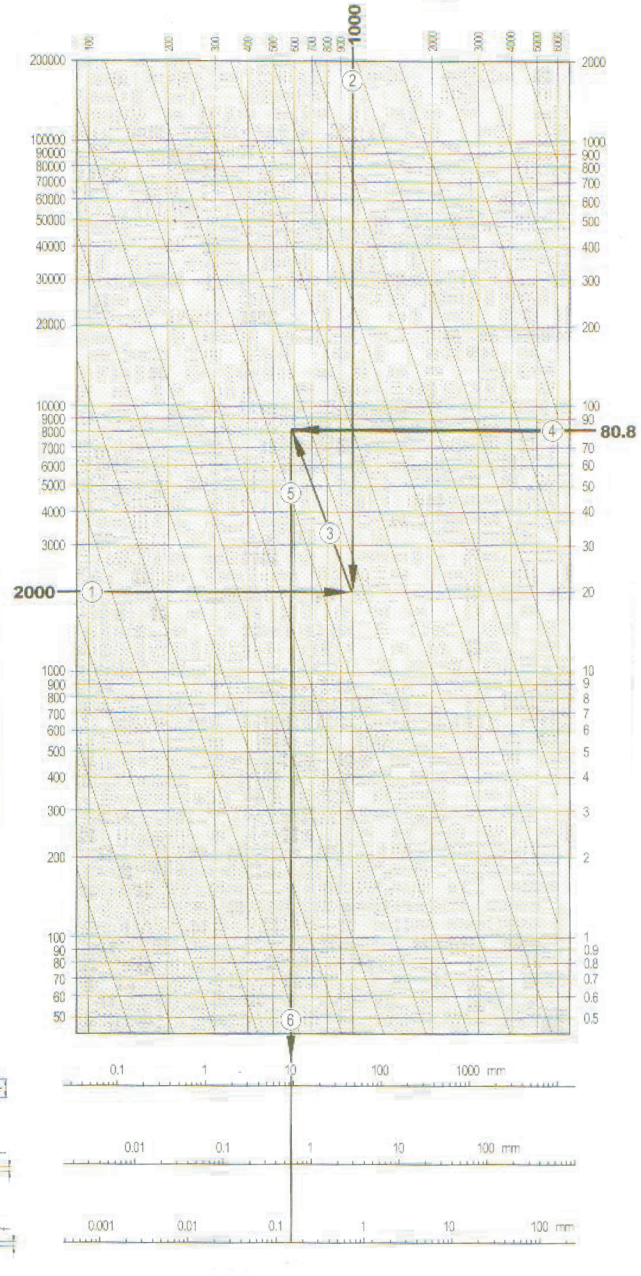

Örnek
F=2000N
Profil uzunluğu L=1000mm
F ve L değerlerinin çakıştığı noktayla profilinizin atalet momentini şekilde olduğu gibi birleştiriniz. Bulduğunuz referans noktasından diyagramın altına doğru dikme indirip uygun yataklama şekline göre sehim değerini okuyunuz.

Bu değerlere göre
Yükleme çeşidinde f:9,5mm
Yükleme çeşidinde f:0,6mm
Yükleme çeşidinde f: 015mm

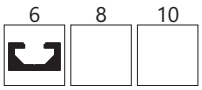

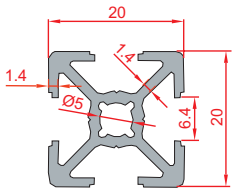



20x20 Sigma Profil
Kod:1.1.06.020020.01

Küçük tip pano, tabela, vitrin, vb. konstrüksiyonların optimizasyonlarında tercih edilen bir profildir.

20x20 Industrial Profile
Code:1.1.06.020020.01

A profile preferred in optimizations of constructions such as small board, signboard, showcase etc.

Kod	Ürün Adı	Malzeme	Atalet Momenti		Mukavemet Momenti		Alan	Kütle
			Ix	Iy	Wx	Wy		
1.1.06.020020.01	20x20	6063	0.60cm^4	0.60cm^4	0.60cm^3	0.60cm^3	1.41cm^2	0.38 Kg/m

Standart : 6010 mm Lmax : 7200 mm

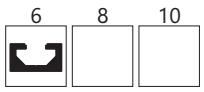

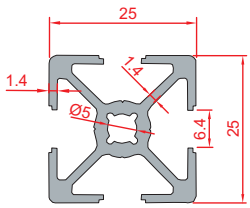



25x25 Sigma Profil
Kod:1.1.06.025025.01

Kabin kapakları, çerçeve, pano gibi yükleme gerektirmeyen uygulamalarda kullanımı tercih edilir.

25x25 Industrial Profile
Code:1.1.06.025025.01

Preferred use in applications that do not require loading, such as cabin doors, frameworks and boards.

Kod	Ürün Adı	Malzeme	Atalet Momenti		Mukavemet Momenti		Alan	Kütle
			Ix	Iy	Wx	Wy		
1.1.06.025025.01	25x25	6063	1.39cm^4	1.39cm^4	1.11cm^3	1.11cm^3	2.12cm^2	0.57 Kg/m

Standart : 6010 mm Lmax : 7200 mm

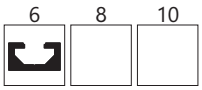

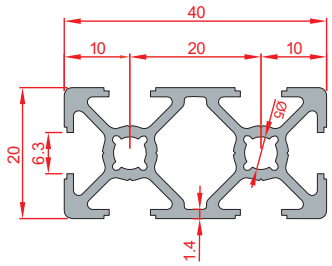



20x40 Sigma Profil
Kod:1.1.06.020040.01

Yükleme gerektirmeyen kabinlerin panel uygulamalarında ve küçük şase konstrüksiyonların gövde oluşumunda kullanılır.

20x40 Industrial Profile
Code:1.1.06.020040.01

Used in board applications of cabins that do not require loading, as as in body formation of smaller frame constructions.

Kod	Ürün Adı	Malzeme	Atalet Momenti		Mukavemet Momenti		Alan	Kütle
			Ix	Iy	Wx	Wy		
1.1.06.020040.01	20x40	6063	1.13cm^4	4.17cm^4	1.13cm^3	2.09cm^3	2.61cm^2	0.71 Kg/m

Standart : 6010 mm Lmax : 7200 mm

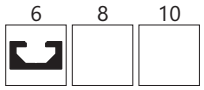

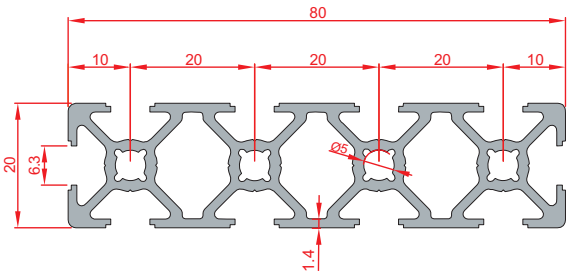



20x80 Sigma Profil
Kod:1.1.06.020080.01

Çalışma masaları ön panelleri, bölme panelleri, hafif konstrüksiyon üst zeminlerinde vb. uygulamalarda kullanımı uygundur.

20x80 Industrial Profile
Code:1.1.06.020080.01

Suitable for use in applications such as front board of work benches, compartment boards, light construction upper floor etc.

Kod	Ürün Adı	Malzeme	Atalet Momenti		Mukavemet Momenti		Alan	Kütle
			Ix	Iy	Wx	Wy		
1.1.06.020080.01	20x80	6063	2.13cm^4	29.29cm^4	2.13cm^3	7.32cm^3	4.91cm^2	1.33 Kg/m

Standart : 6010 mm Lmax : 7200 mm

6 8 10

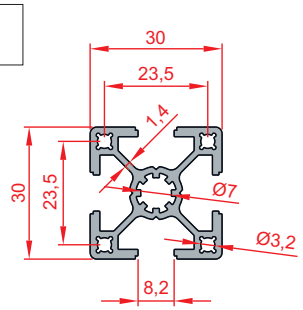



Kod	Ürün Adı	Malzeme	Atalet Momenti		Mukavemet Momenti		Alan	Kütle
			Ix	Iy	Wx	Wy		
1.1.08.030030.03	30x30 Süper Light	6063	2.83cm^4	2.83cm^4	1.89cm^3	1.89cm^3	2.93cm^2	0.79 Kg/m

Standart : 6010 mm Lmax : 7200 mm

6 8 10

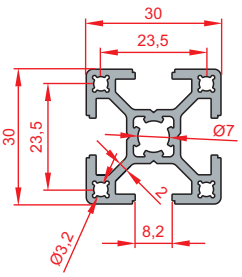



Kod	Ürün Adı	Malzeme	Atalet Momenti		Mukavemet Momenti		Alan	Kütle
			Ix	Iy	Wx	Wy		
1.1.08.030030.02	30x30 Light	6063	2.96cm^4	2.96cm^4	1.97cm^3	1.97cm^3	3.16cm^2	0.86 Kg/m
YENİ 1.1.08.030030.02.01	30x30 Light Siyah Eloksallı	6063	2.96cm^4	2.96cm^4	1.97cm^3	1.97cm^3	3.16cm^2	0.86 Kg/m

Standart : 6010 mm Lmax : 7200 mm

6 8 10

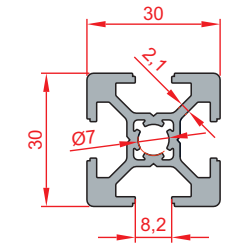



Kod	Ürün Adı	Malzeme	Atalet Momenti		Mukavemet Momenti		Alan	Kütle
			Ix	Iy	Wx	Wy		
1.1.08.030030.01	30x30 Ağır	6063	3.56cm^4	3.56cm^4	2.38cm^3	2.38cm^3	3.63cm^2	0.98 Kg/m

Standart : 6010 mm Lmax : 7200 mm

Kullanım Yeri

Genellikle makine kabini yapımında kullanılan bu seriler hafif konstrüksiyonlu uygulamalarda, pano ve teşhir stantları yapımında da tercih edilirler.

Using Area

These series, often used in manufacturing machinery cabins, are also preferred in lighter construction applications and making of boards and display booths.

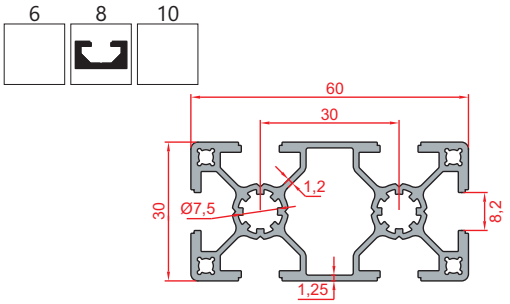

YENİ



Kod	Ürün Adı	Malzeme	Atalet Momenti		Mukavemet Momenti		Alan	Kütle
			Ix	Iy	Wx	Wy		
1.1.08.030060.03	30x60 Süper Light	6063	4.74cm^4	18.18cm^4	3.16cm^3	6.06cm^3	4.63cm^2	1.26Kg/m

Standart : 6010 mm Lmax : 7200 mm

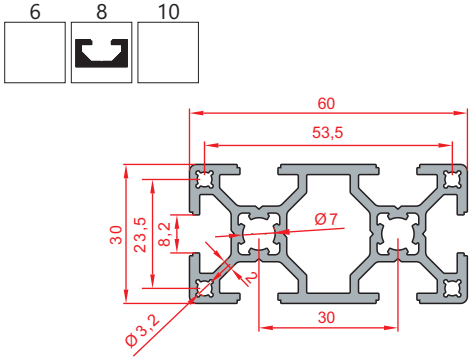



Kod	Ürün Adı	Malzeme	Atalet Momenti		Mukavemet Momenti		Alan	Kütle
			Ix	Iy	Wx	Wy		
1.1.08.030060.02	30x60	6063	5.46cm^4	20.11cm^4	3.64cm^3	6.70cm^3	5.59cm^2	1.51 Kg/m

Standart : 6010 mm Lmax : 7200 mm

Kullanım Yeri

Hafif konstrüksiyonların ana bağlantılarında ve Kabinlerin sürgülü kapak yapımlarında tercih edilir. Test masaları, otomasyon grubu uygulamaları ve minyatür konveyör uygulamaları bazı kullanım alanlarındandır.

Using Area

Preferred in main connections of light constructions and slide door proslotions of cabins. Areas of application include test desks, automation groups and miniature conveyor.

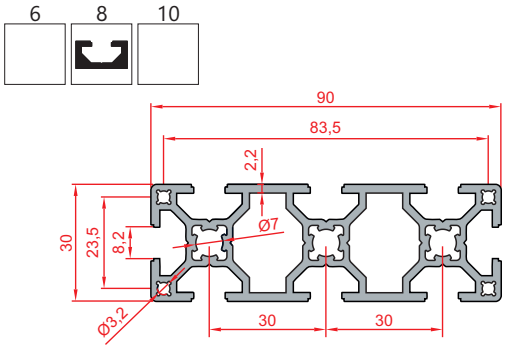



Kod	Ürün Adı	Malzeme	Atalet Momenti		Mukavemet Momenti		Alan	Kütle
			Ix	Iy	Wx	Wy		
1.1.08.030090.02	30x90	6063	7.96cm^4	62.43cm^4	5.31cm^3	13.87cm^3	8.01cm^2	2.17 Kg/m

Standart : 6010 mm Lmax : 7200 mm

Kullanım Yeri

3'lü kanal özelliği ile geniş bağlantı olanağı sağlar. makine şaseleri üst ve yan gövde, konveyör şasesi ana gövde profili olarak kullanılabilmektedir.

Using Area

Ensures wide connection thanks to triple slot feature. Machine frames can be used as upper and side body; while conveyor frame can serve as main body profile.

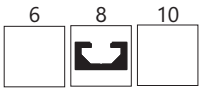

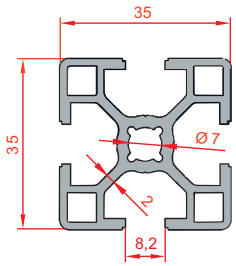



35x35 Light Sigma Profil
Kod: 1.1.08.035035.02

Hafif makine konstrüksiyonlarında ve koruma kabinleri yapımında kullanılabilmektedir.

35x35 Industrial Light Profile
Code: 1.1.08.035035.02

Available for use in light machine constructions and protection cabins.

Kod	Ürün Adı	Malzeme	Atalet Momenti		Mukavemet Momenti		Alan	Kütle
			Ix	Iy	Wx	Wy		
1.1.08.035035.02	35x35 Light	6063	4.53cm^4	4.53cm^4	2.59cm^3	2.59cm^3	3.66cm^2	0.99 Kg/m

Standart : 6010 mm Lmax : 7200 mm

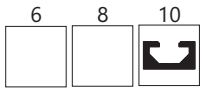

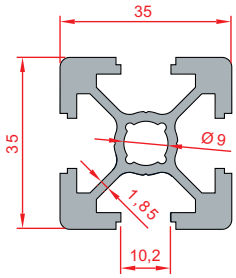



35x35 Ağır Sigma Profil
Kod: 1.1.10.035035.01

Boşluksuz kesit tasarımı sayesinde orta yüklemeli konstrüksiyonlarda ve montaj hattı masalarında kullanılabilmektedir. Montaj sonrası kullanılmayan kanal ve alın kısımları kapatılarak estetik görünüm sağlanır.

35x35 Industrial Heavy Profile
Code: 1.1.10.035035.01

Void-free sectional design enables use in middle-loading constructions and assembly line desks. After assembly, the unused slot and head are covered to ensure stylish view.

Kod	Ürün Adı	Malzeme	Atalet Momenti		Mukavemet Momenti		Alan	Kütle
			Ix	Iy	Wx	Wy		
1.1.10.035035.01	35x35 Ağır	6063	6.57cm^4	6.57cm^4	3.76cm^3	3.76cm^3	4.70cm^2	1.27 Kg/m

Standart : 6010 mm Lmax : 7200 mm



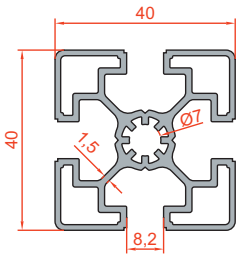

YENİ



Kod	Ürün Adı	Malzeme	Atalet Momenti		Mukavemet Momenti		Alan	Kütle
			Ix	Iy	Wx	Wy		
1.1.08.040040.03	40x40 Süper Light (K8)	6063	6.50cm^4	6.50cm^4	3.25cm^3	3.25cm^3	4.27cm^2	1.16 Kg/m

Standart : 6010 mm Lmax : 7200 mm

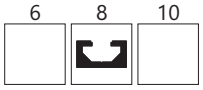

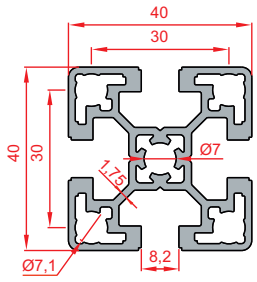

YENİ TASARIM



Kod	Ürün Adı	Malzeme	Atalet Momenti		Mukavemet Momenti		Alan	Kütle
			Ix	Iy	Wx	Wy		
1.1.08.040040.02	40x40 Light (K8)	6063	8.49cm^4	8.49cm^4	4.25cm^3	4.25cm^3	5.40cm^2	1.46 Kg/m

Standart : 6010 mm Lmax : 7200 mm



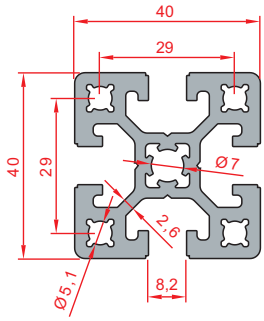



Kod	Ürün Adı	Malzeme	Atalet Momenti		Mukavemet Momenti		Alan	Kütle
			Ix	Iy	Wx	Wy		
1.1.08.040040.01	40x40 Ağır (K8)	6063	12.07cm^4	12.07cm^4	6.03cm^3	6.03cm^3	7.32cm^2	1.99 Kg/m

Standart : 6010 mm Lmax : 7200 mm

Kullanım Yeri

Mukavemet gerektiren makine şaselerinde ve yüke maruz kalan konveyörlerin ayak gruplarında kullanımı tercih edilir. Kesit yapısı ile emsal ebatlı profillere göre daha mukavemetlidir.

Using Area

Preferred in machine frames requiring resistance and in feet group of conveyors subject to load. Sectional structure provides higher resistant compared to profiles of similar size.

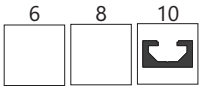

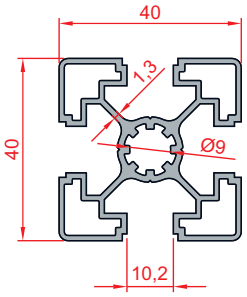

YENİ



Kod	Ürün Adı	Malzeme	Atalet Momenti		Mukavemet Momenti		Alan	Kütle
			Ix	Iy	Wx	Wy		
1.1.10.040040.03	40x40 Süper Light (K10)	6063	5.78cm^4	5.78cm^4	2.89cm^3	2.89cm^3	3.81cm^2	1.03Kg/m

Standart : 6010 mm Lmax : 7200 mm

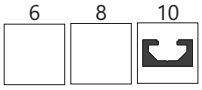

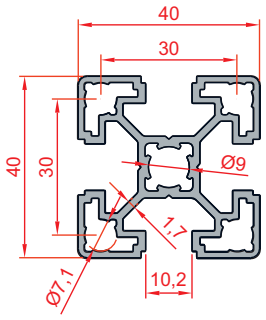



Kod	Ürün Adı	Malzeme	Atalet Momenti		Mukavemet Momenti		Alan	Kütle
			Ix	Iy	Wx	Wy		
1.1.10.040040.02	40x40 Light (K10)	6063	7.10cm^4	7.10cm^4	3.55cm^3	3.55cm^3	4.49cm^2	1.22Kg/m
1.1.10.040040.02.01	40x40 Light (K10) Siyah Eloksallı	6063	7.10cm^4	7.10cm^4	3.55cm^3	3.55cm^3	4.49cm^2	1.22Kg/m

YENİ

Standart : 6010 mm Lmax : 7200 mm

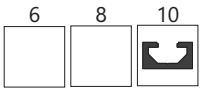

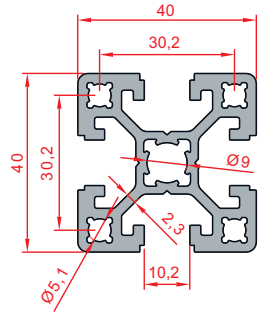



Kod	Ürün Adı	Malzeme	Atalet Momenti		Mukavemet Momenti		Alan	Kütle
			Ix	Iy	Wx	Wy		
1.1.10.040040.01	40x40 Ağır (K10)	6063	10.37cm^4	10.37cm^4	5.19cm^3	5.19cm^3	6.12cm^2	1.66 Kg/m

Standart : 6010 mm Lmax : 7200 mm

Kullanım Yeri

Kesit yapısı itibarı ile emsal ebatlı profillere göre daha fazla mukavemeti karşılayabilecek şekilde tasarlanmıştır. Orta yüklü şaselerin ara bağlantılarında ve platform kirişlerinde kullanımı tercih edilmektedir.

Using Area

Can be used in light machine constructions and protection cabin proslotion. Avoids unnecessary costs in applications with light series profiles.

6 8 10

YENİ

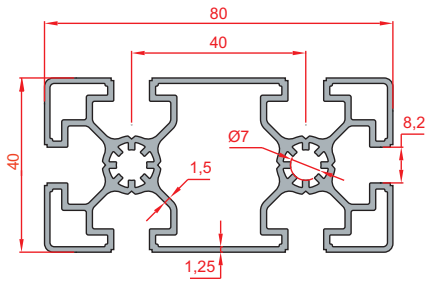



Kod	Ürün Adı	Malzeme	Atalet Momenti		Mukavemet Momenti		Alan	Kütle
			Ix	Iy	Wx	Wy		
1.1.08.040080.03	40x80 Süper Light (K8)	6063	11.54cm^4	46.89cm^4	5.77cm^3	11.72cm^3	7.07cm^2	1.92 Kg/m

Standart : 6010 mm Lmax : 7200 mm

6 8 10

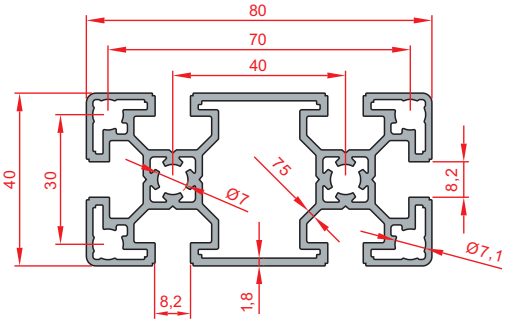



Kod	Ürün Adı	Malzeme	Atalet Momenti		Mukavemet Momenti		Alan	Kütle
			Ix	Iy	Wx	Wy		
1.1.08.040080.02	40x80 Light (K8)	6063	14.44cm^4	56.51cm^4	7.22cm^3	14.13cm^3	8.48cm^2	2.30 Kg/m

Standart : 6010 mm Lmax : 7200 mm

6 8 10

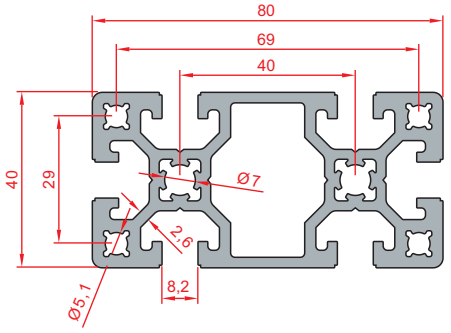

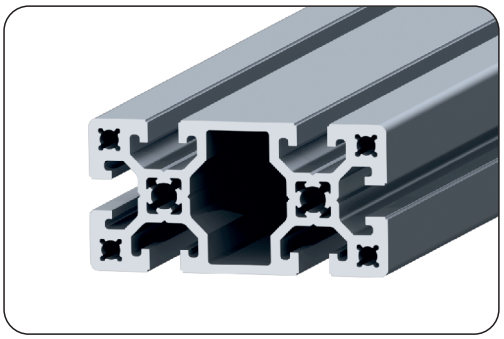

Kod	Ürün Adı	Malzeme	Atalet Momenti		Mukavemet Momenti		Alan	Kütle
			Ix	Iy	Wx	Wy		
1.1.08.040080.01	40x80 Ağır (K8)	6063	20.91cm^4	82.30cm^4	10.45cm^3	20.58cm^3	11.91cm^2	3.23 Kg/m

Standart : 6010 mm Lmax : 7200 mm

Kullanım Yeri

Makine şaselerinin yan bağlantıları, mukavemetli konstrüksiyonlar, hat grupları ve pnomatik bağlantılı gövdelerde tercih edilebilmektedir.

Using Area

Can be preferred in side connections of machine frames, resistant constructions, line groups and bodies with pneumatic connection.

6 8 10

YENİ

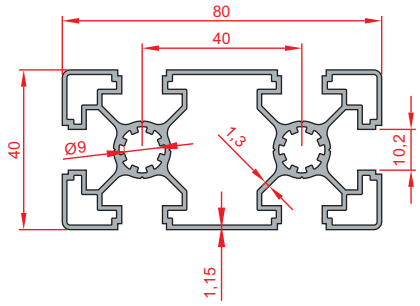



Kod	Ürün Adı	Malzeme	Atalet Momenti		Mukavemet Momenti		Alan	Kütle
			Ix	Iy	Wx	Wy		
1.1.10.040080.03	40x80 Süper Light (K10)	6063	10.24cm^4	41.83cm^4	5.12cm^3	10.46cm^3	6.38 cm^2	1.73 Kg/m

Standart : 6010 mm Lmax : 7200 mm

6 8 10

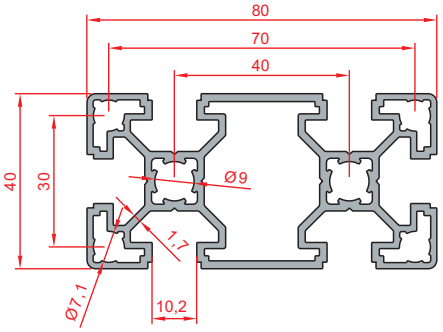



Kod	Ürün Adı	Malzeme	Atalet Momenti		Mukavemet Momenti		Alan	Kütle
			Ix	Iy	Wx	Wy		
1.1.10.040080.02	40x80 Light (K10)	6063	13.13cm^4	49.95cm^4	6.57cm^3	12.49cm^3	7.67 cm^2	2.08 Kg/m

Standart : 6010 mm Lmax : 7200 mm

6 8 10

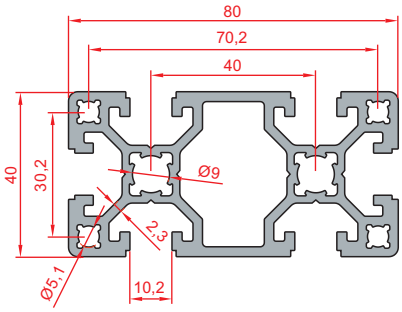



Kod	Ürün Adı	Malzeme	Atalet Momenti		Mukavemet Momenti		Alan	Kütle
			Ix	Iy	Wx	Wy		
1.1.10.040080.01	40x80 Ağır (K10)	6063	18.51cm^4	69.52cm^4	9.26cm^3	17.38cm^3	10.23 cm^2	2.77 Kg/m

Standart : 6010 mm Lmax : 7200 mm

Kullanım Yeri

Makine şaselerinin yan bağlantıları, mukavemetli konstrüksiyonlar, hat grupları ve pnomatik bağlantılı gövdelerde tercih edilebilmektedir.

Using Area

Can be preferred in side connections of machine frames, resistant constructions, line groups and bodies with pneumatic connection.

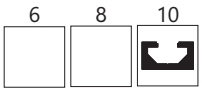

YENİ

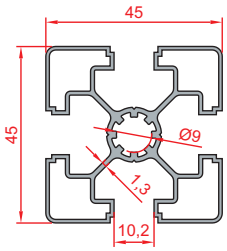



45x45 Ultra Süper Light Sigma Profil

Kod: 1.1.10.045045.09

Süper ince yapılı olmaları nedeniyle yüke maruz kalmayan şaselerde ve makinaların kapatma kabinlerinde kullanımı tercih edilir.

45x45 Industrial Ultra Super Light Profile

Code: 1.1.10.045045.09

Thanks to super-thin wall structure, it is preferred on frames not subject to load and on closing cabins of machines.

Kod	Ürün Adı	Malzeme	Atalet Momenti		Mukavemet Momenti		Alan	Kütle
			Ix	Iy	Wx	Wy		
1.1.10.045045.09	45x45 Ultra Süper Light	6063	6.64cm^4	6.64cm^4	2.95cm^3	2.95cm^3	3.54cm^2	0.96 Kg/m

Standart : 6010 mm Lmax : 7200 mm

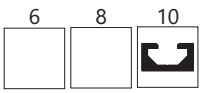

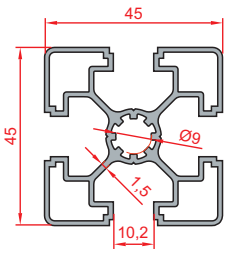



45x45 Süper Light Sigma Profil

Kod: 1.1.10.045045.03

Süper ince yapılı olmaları nedeniyle yüke maruz kalmayan şaselerde ve makinaların kapatma kabinlerinde kullanımı tercih edilir.

45x45 Industrial Super Light Profil

Code: 1.1.10.045045.03

Thanks to super-thin wall structure, it is preferred on frames not subject to load and on closing cabins of machines.

Kod	Ürün Adı	Malzeme	Atalet Momenti		Mukavemet Momenti		Alan	Kütle
			Ix	Iy	Wx	Wy		
1.1.10.045045.03	45x45 Süper Light	6063	8.26 cm^4	8.26 cm^4	3.67cm^3	3.67cm^3	4.28cm^2	1.16 Kg/m

Standart : 6010 mm Lmax : 7200 mm

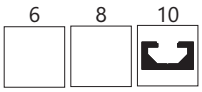

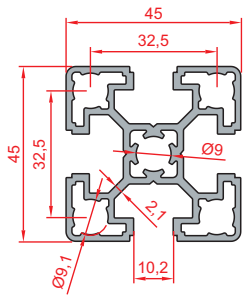



45x45 Light Sigma Profil
Kod: 1.1.10.045045.02

Mukavemet gerektirmeyen hafif şase konstrüksiyonlarında, kabin uygulamalarında, montaj ve test masalarının yapımında kullanımı uygundur.

45x45 Industrial Light Profile
Code: 1.1.10.045045.02

Suitable for use in light frame constructions that do not require resistance, cabin applications, and proslotion of assembly and test benches.

Kod	Ürün Adı	Malzeme	Atalet Momenti		Mukavemet Momenti		Alan	Kütle
			Ix	Iy	Wx	Wy		
1.1.10.045045.02	45x45 Light	6063	11.09cm^4	11.09cm^4	4.93cm^3	4.93cm^3	5.62cm^2	1.52 Kg/m
YENİ 1.1.10.045045.02.01	45x45 Light Siyah Eloksallı	6063	11.09cm^4	11.09cm^4	4.93cm^3	4.93cm^3	5.62cm^2	1.52 Kg/m

Standart : 6010 mm Lmax : 7200 mm

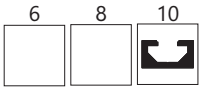

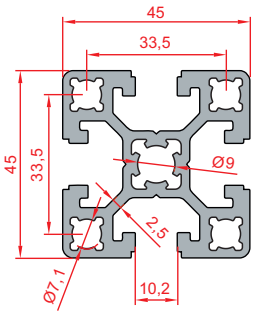



45x45 Ağır Sigma Profil
Kod: 1.1.10.045045.01

Yükleme gerektiren makine şaselerinin ara bağlantıları, otomasyon prosesleri, pnomatik bağlantılı gövdeler vb. alanlarda kullanımı tercih edilir.

45x45 Industrial Heavy Profile
Code: 1.1.10.045045.01

Preferred for use on intermediate couplings of machine frames which require loading, as as on automation processes and bodies with pneumatic connection

Kod	Ürün Adı	Malzeme	Atalet Momenti		Mukavemet Momenti		Alan	Kütle
			Ix	Iy	Wx	Wy		
1.1.10.045045.01	45x45 Ağır	6063	15.65cm^4	15.65cm^4	6.95cm^3	6.95cm^3	7.63cm^2	2.07 Kg/m

Standart : 6010 mm Lmax : 7200 mm

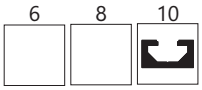

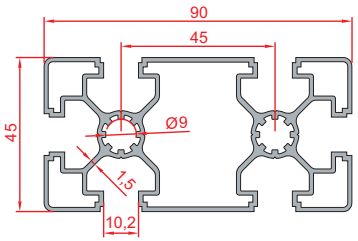



45x90 Süper Light Sigma Profil
Kod: 1.1.10.045090.03

Süper ince et yapılı olmaları nedeniyle yüke maruz kalmayan şaselerde ve makinelerin kapatma kabinlerinde kullanımı tercih edilir.

45x90 Industrial Super Light Profile
Code: 1.1.10.045090.03

Thanks to super-thin wall structure, it is preferred on frames not subject to load and on closing cabins of machines.

Kod	Ürün Adı	Malzeme	Atalet Momenti		Mukavemet Momenti		Alan	Kütle
			I_x	I_y	W_x	W_y		
1.1.10.045090.03	45x90 Süper Light	6063	15.22cm^4	59.21cm^4	6.76cm^3	13.16cm^3	7.14cm^2	1.94 Kg/m

Standart : 6010 mm Lmax : 7200 mm

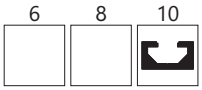

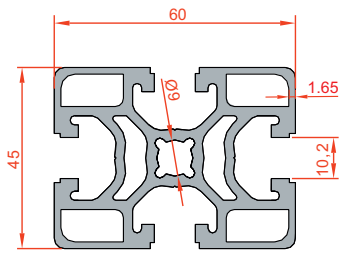



45x60 Sigma Profil
Kod: 1.1.10.045060.01

Makine şaselerinin ara bağlantıları, mukavemetli konstrüksiyonlar, hat grupları, otomasyon prosesleri, pnomatik bağlantılı gövdelerde vb. alanlarda kullanımı tercih edilir.

45x60 Industrial Profile
Code: 1.1.10.045060.01

Preferred for use in intermediate couplings of machine frames, resistant constructions, line groups, automation processes, bodies with pneumatic connections etc.

Kod	Ürün Adı	Malzeme	Atalet Momenti		Mukavemet Momenti		Alan	Kütle
			I_x	I_y	W_x	W_y		
1.1.10.045060.01	45x60	6063	18.46cm^4	31.30cm^4	8.20cm^3	10.43cm^3	9.46cm^2	2.56 Kg/m

Standart : 6010 mm Lmax : 7200 mm

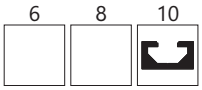

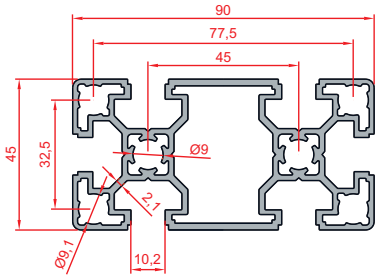

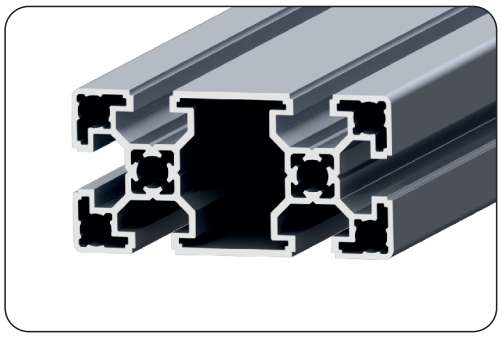

45x90 Light Sigma Profil
Kod: 1.1.10.045090.02

Light seriler, yüke maruz kalmayan düşük vibrasyonlu otomasyon uygulamalarında ve hafif tip konstrüksiyon oluşumlarında tercih edilirler.

45x90 Industrial Light Profile
Code: 1.1.10.045090.02

Light series are preferred in automation applications with low vibration not exposed to load and lighter construction formations.

Kod	Ürün Adı	Malzeme	Atalet Momenti		Mukavemet Momenti		Alan	Kütle
			Ix	Iy	Wx	Wy		
1.1.10.045090.02	45x90 Light	6063	20.74cm^4	78.97cm^4	9.22cm^3	17.55cm^3	9.63cm^2	2.61 Kg/m

Standart : 6010 mm Lmax : 7200 mm

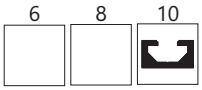

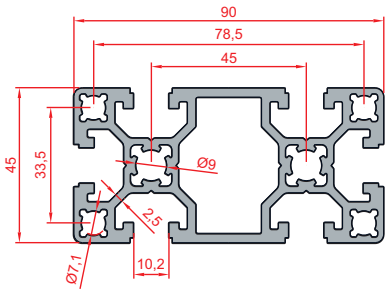



45x90 Ağır Sigma Profil
Kod: 1.1.10.045090.01

Makine şaselerinin yan bağlantıları, mukavemetli konstrüksiyonlar, hat grupları ve pnomatik bağlantılı gövdelerde tercih edilebilmektedir.

45x90 Industrial Heavy Profil
Code: 1.1.10.045090.01

Can be preferred in side connections of machine frames, resistant constructions, line groups and bodies with pneumatic connection.

Kod	Ürün Adı	Malzeme	Atalet Momenti		Mukavemet Momenti		Alan	Kütle
			Ix	Iy	Wx	Wy		
1.1.10.045090.01	45x90 Ağır	6063	28.67cm^4	108.14cm^4	12.74cm^3	24.03cm^3	12.86cm^2	3.48 Kg/m

Standart : 6010 mm Lmax : 7200 mm

6 8 10

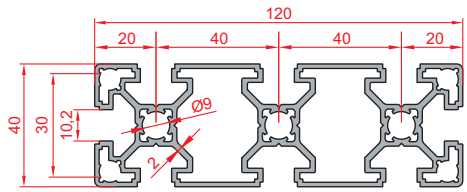



45x120 Sigma Süper Light Profil
Kod: 1.1.10.040120.03

Yüke maruz kalan makine konstrüksiyonlarında, mukavemetli şase uygulamalarında kullanımı tercih edilir. 3'lü kanal özelliği sayesinde güçlü bağlantı imkanı sağlar. Kullanılmayan kanallar kapatılarak şık bir görünüm elde edilebilir.

40x120 Industrial Super Light Profile
Code: 1.1.10.040120.03

Preferred for use on machine constructions subject to load and resistant frame applications. Triple slot ensures strong connection. Elegant view can be ensured by closing unused slots.

Kod	Ürün Adı	Malzeme	Atalet Momenti		Mukavemet Momenti		Alan	Kütle
			Ix	Iy	Wx	Wy		
1.1.10.040120.03	40x120 Süper Light	6063	26.65cm^4	210.46cm^4	13.33cm^3	35.08cm^3	13.12cm^2	2.92 Kg/m

Standart : 6010 mm Lmax : 7200 mm

6 8 10

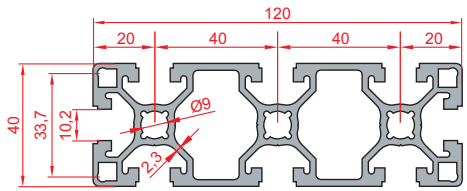



45x120 Sigma Profil
Kod: 1.1.10.045180.01

Yüke maruz kalan makine konstrüksiyonlarında, mukavemetli şase uygulamalarında kullanımı tercih edilir. 3'lü kanal özelliği sayesinde güçlü bağlantı imkanı sağlar. Kullanılmayan kanallar kapatılarak şık bir görünüm elde edilebilir.

40x120 Industrial Profile
Code: 1.1.10.045180.01

Preferred for use on machine constructions subject to load and resistant frame applications. Triple slot ensures strong connection. Elegant view can be ensured by closing unused slots.

Kod	Ürün Adı	Malzeme	Atalet Momenti		Mukavemet Momenti		Alan	Kütle
			Ix	Iy	Wx	Wy		
1.1.10.040120.02	40x120	6063	26.65cm^4	210.46cm^4	13.33cm^3	35.08cm^3	14.34cm^2	3.89 Kg/m

Standart : 6010 mm Lmax : 7200 mm

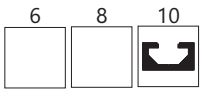

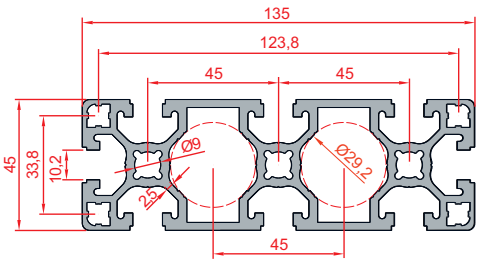



45x135 Sigma Profil
Kod: 1.1.10.045135.02

Makine şaselerinin ara bağlantıları, mukavemetli konstrüksiyonlar, hat grupları, otomasyon prosesleri, pnomatik bağlantılı gövdelerde vb. alanlarda kullanımı tercih edilir.

40x135 Industrial Profile
Code: 1.1.10.045135.02

Preferred for use in intermediate couplings of machine frames, resistant constructions, line groups, automation processes, bodies with pneumatic connections etc.

Kod	Ürün Adı	Malzeme	Atalet Momenti		Mukavemet Momenti		Alan	Kütle
			I_x	I_y	W_x	W_y		
1.1.10.045135.02	45x135	6063	42.12cm^4	329.17cm^4	18.72cm^3	48.77cm^3	18.45cm^2	5.00 Kg/m

Standart : 6010 mm Lmax : 7200 mm

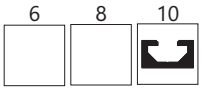

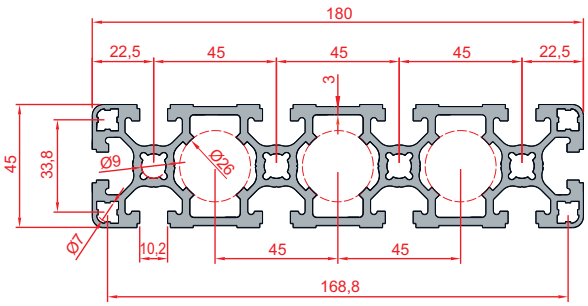



45x180 Sigma Profil
Kod: 1.1.10.045180.01

Güçlü fiziksel yapıları sayesinde mukavemet gerektiren makinelerin karkası, yan şaseleri oluşumunda tercih edilen profil serisidir. Aynı zamanda tasarımına kayar yatak özelliği sağlayan 3 adet merkez çap 26 mm lik lineer rulman takılabilecek şekilde üretilmiştir.

40x180 Industrial Profile
Code: 1.1.10.045180.01

Thanks to strong physical structure, these profile series are preferred on frame of machines that require resistance and on formations of side frames. Besides, they are available for assembly of 3 central linear ball-bearings of 26 mm diameter that provide slide bearing feature for the design.

Kod	Ürün Adı	Malzeme	Atalet Momenti		Mukavemet Momenti		Alan	Kütle
			I_x	I_y	W_x	W_y		
1.1.10.045180.01	45x180	6063	57.23cm^4	760.57cm^4	25.44cm^3	84.51cm^3	25.25cm^2	6.84 Kg/m

Standart : 6010 mm Lmax : 7200 mm

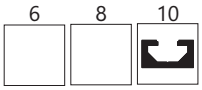

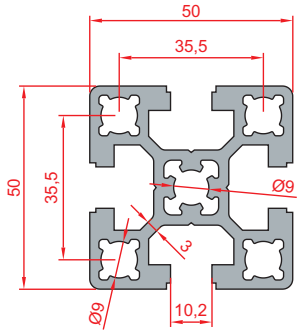



50x50 Ağır Sigma Profil
Kod: 1.1.10.050050.01

Mukavemet gerektiren makinelerin karkası, yan şaseleri ve güçlü fiziksel yapıları için tercih edilen profil serilerindendir.

50x50 Industrial Heavy Profile
Code: 1.1.10.050050.01

These profile series are preferred on frameworks and side frames of strength-requiring machines for their strong physical structure.

Kod	Ürün Adı	Malzeme	Atalet Momenti		Mukavemet Momenti		Alan	Kütle
			I_x	I_y	W_x	W_y		
1.1.10.050050.01	50x50 Ağır	6063	24.76 cm^4	24.76 cm^4	9.90cm^3	9.90cm^3	10.01cm^2	2.71 Kg/m

Standart : 6010 mm Lmax : 7200 mm

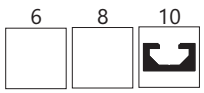

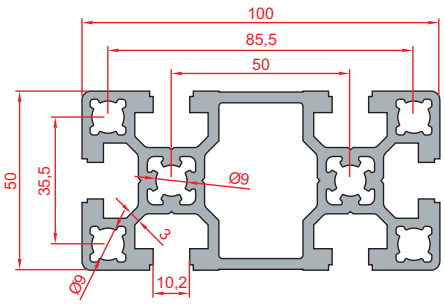



50x100 Ağır Sigma Profil
Kod: 1.1.10.050100.01

Güç gerektiren yapılarda ve makine gövde oluşumlarında kullanımı tercih edilen profil serilerindendir.

50x100 Industrial Heavy Profile
Code: 1.1.10.050100.01

These profile series are preferred in strength-requiring structures and machine body formations.

Kod	Ürün Adı	Malzeme	Atalet Momenti		Mukavemet Momenti		Alan	Kütle
			I_x	I_y	W_x	W_y		
1.1.10.050100.01	50x100 Ağır	6063	44.86cm^4	174.02cm^4	17.95cm^3	34.80cm^3	16.79cm^2	4.55 Kg/m

Standart : 6010 mm Lmax : 7200 mm

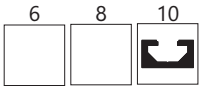

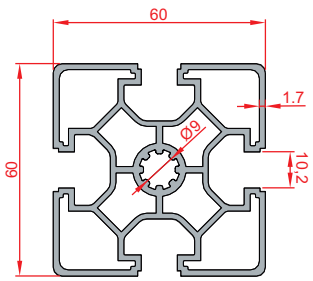



60x60 Sigma Profil
Kod: 1.1.10.060060.02

Bu seri profiller yüklemenin olmadığı bölme direklerinde, tavan dekor şaselerinde, spot taşıyıcı kirişler vb. alanlarda kullanılabilmektedir.

60x60 Industrial Profile
Code: 1.1.10.060060.02

These profile series can be used in areas where there is no loading, such as compartment poles, ceiling dressing frames, spot-bearing beams etc.

Kod	Ürün Adı	Malzeme	Atalet Momenti		Mukavemet Momenti		Alan	Kütle
			Ix	Iy	Wx	Wy		
1.1.10.060060.02	60x60	6063	29.83cm^4	29.83cm^4	9.94cm^3	9.94cm^3	8.72cm^2	2.36 Kg/m

Standart : 6010 mm Lmax : 7200 mm

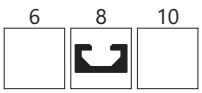

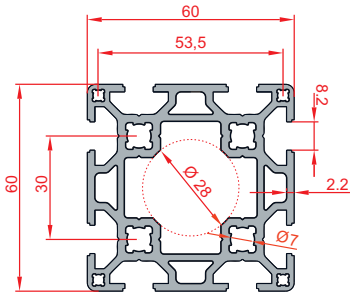



60x60 Çift Kanallı Sigma Profil
Kod: 1.1.08.060060.02

Üretim hatları, orta yükleme grubu konstrüksiyonlarının ana gövde oluşumları kullanım alanlarından bazılarıdır.

60x60 Double Slot Industrial Profile
Code: 1.1.08.060060.02

Areas of use include proslotion lines and main body formations of medium-load group constructions.

Kod	Ürün Adı	Malzeme	Atalet Momenti		Mukavemet Momenti		Alan	Kütle
			Ix	Iy	Wx	Wy		
1.1.08.060060.02	60x60 Çift Kanallı	6063	41.02cm^4	41.02cm^4	13.67cm^3	13.67cm^3	11.07cm^2	3.00 Kg/m

Standart : 6010 mm Lmax : 7200 mm

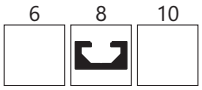

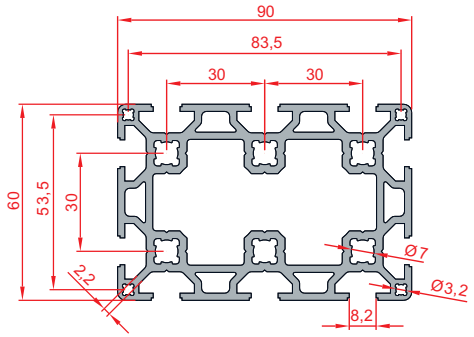



60x90 Ağır Sigma Profil
Kod: 1.1.08.060090.01

Yüksek mukavemet gerektiren makine şaselerinde ve büyük konstrüksiyonların taşıyıcı profili olarak kullanılır. Üzerine entegre edilebilen mekanik ürünler ile yataklama eksenleri şasesi olarak da kullanılabilmektedir.

60x60 Industrial Heavy Profile
Code: 1.1.08.060090.01

Used as carrying profile on machine frames requiring high strength, and on larger constructions.Thanks to mechanical proslots mounted on the profile, it can be employed as frame for bedding axes.

Kod	Ürün Adı	Malzeme	Atalet Momenti		Mukavemet Momenti		Alan	Kütle
			Ix	Iy	Wx	Wy		
1.1.08.060090.01	60x90 Ağır	6063	64.63cm^4	134.72cm^4	21.55cm^3	29.94cm^3	16.01cm^2	4.34 Kg/m

Standart : 6010 mm Lmax : 7200 mm

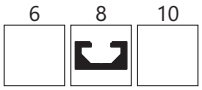

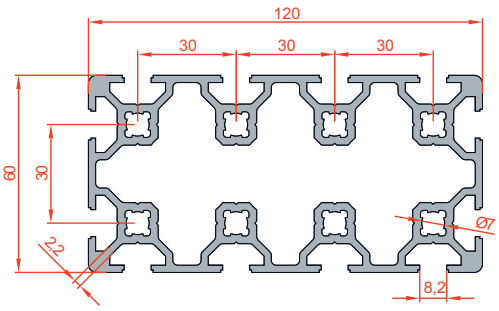



60x120 Light Sigma Profil
Kod: 1.1.08.060120.02

Yüksek mukavemet gerektiren makine şaselerinde ve büyük konstrüksiyonların taşıyıcı gövde profili olarak kullanılır. Üzerine entegre edilebilen mekanik ürünler ile yataklama profili olarak da kullanılabilmektedir.

60x120 Industrial Light Profile
Code: 1.1.08.060120.02

Used as carrying body profile on machine frames requiring high strength, as as in larger constructions. Can also be used as bedding profile together with integrable mechanical proslots.

Kod	Ürün Adı	Malzeme	Atalet Momenti		Mukavemet Momenti		Alan	Kütle
			Ix	Iy	Wx	Wy		
1.1.08.060120.02	60x120 Light	6063	75.68cm^4	265.06cm^4	25.23cm^3	44.18cm^3	17.48cm^2	4.74 Kg/m

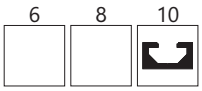

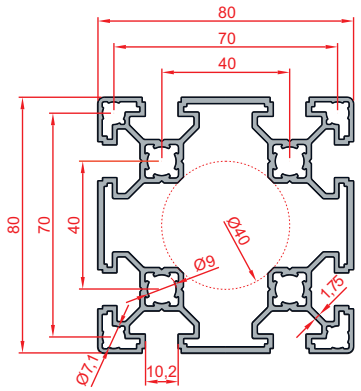



Kod	Ürün Adı	Malzeme	Atalet Momenti		Mukavemet Momenti		Alan	Kütle
			Ix	Iy	Wx	Wy		
1.1.10.080080.02	80x80 Light (K10)	6063	88.05cm^4	88.05cm^4	22.01cm^3	22.01cm^3	11.91cm^2	3.23 Kg/m

Standart : 6010 mm Lmax : 7200 mm

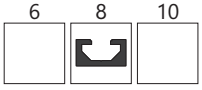

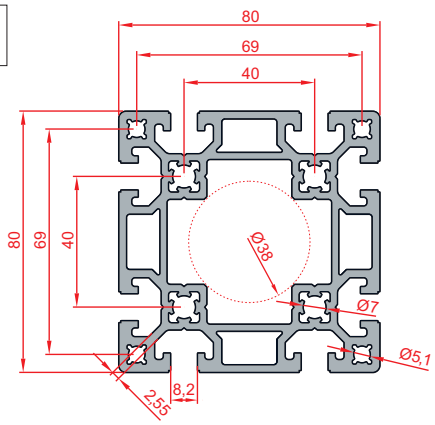



Kod	Ürün Adı	Malzeme	Atalet Momenti		Mukavemet Momenti		Alan	Kütle
			Ix	Iy	Wx	Wy		
1.1.08.080080.01	80x80 (K8) Ağır	6063	143.34cm^4	143.34cm^4	35.84cm^3	35.84cm^3	19.87cm^2	5.39 Kg/m

Standart : 6010 mm Lmax : 7200 mm

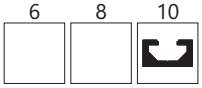

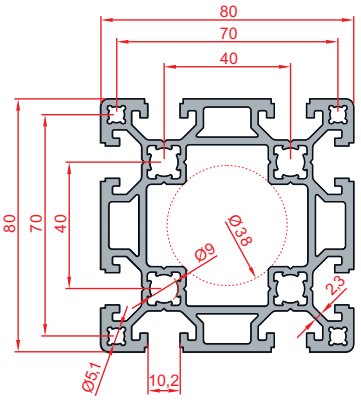



Kod	Ürün Adı	Malzeme	Atalet Momenti		Mukavemet Momenti		Alan	Kütle
			Ix	Iy	Wx	Wy		
1.1.10.080080.01	80x80 Ağır (K10)	6063	127.00cm^4	127.00cm^4	31.75cm^3	31.75cm^3	17.76cm^2	4.81 Kg/m

Standart : 6010 mm Lmax : 7200 mm

Kullanım Yeri

Light Seri; Uzun boylarda oluşturulan bölmelerin direklerinde, tavan dekor şaselerinde ve spot taşıyıcı kirişler olarak kullanılabilmektedir. Geniş sınıfın ince et yapılı bu serileri, fazla yüklemenin olmadığı yerlerde tercih edilebilmektedir.

Ağır Seri; Orta yükleme kapasitelerinde mukavemeti karşılayabilen bu profilimiz tezgah gövdelerinde, makine şaselerinde ve taşıyıcı platform kirişlerinde tercih edilmektedir.

Using Area

Light Series; Can be used on poles of compartments with larger size, ceiling dressing frames and also as spot-bearing beams. These series of thin wall structure in wide category are preferred in areas without high loads.

Heavy Series; These profile series can meet required resistance at middle loading capacities and are preferred on bench bodies, machine frames and bearing platform beams.

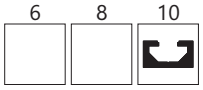

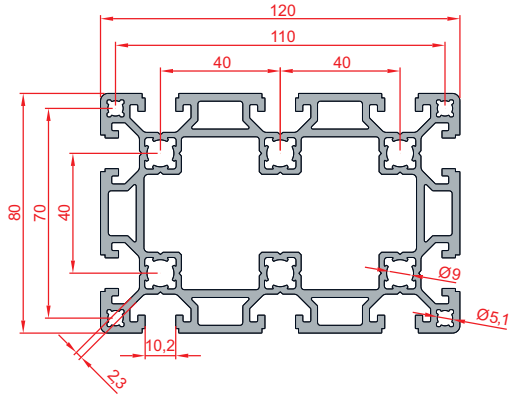

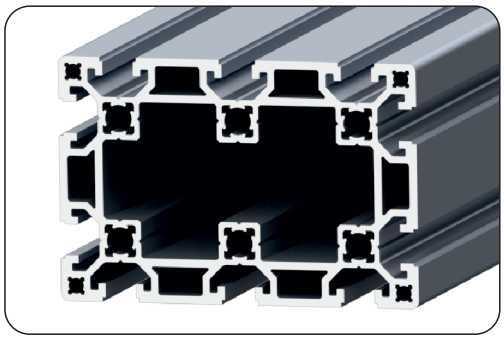

80x120Ağır Sigma Profil

Kod: 1.1.10.080120.01

Yüksek mukavemet gerektiren makine şaselerinde ve yataklama gövdelerinin oluşumunda kullanımı uygundur. 3'lü kanal özelliği sayesinde geniş yataklama yüzeyi oluşturur ve güçlü bağlantı olanağı sağlar.

80x120 Industrial Heavy Profile

Code: 1.1.10.080120.01

Suitable for use in machine frames and bedding bodies requiring high strength. Triple slot provides wide bedding surface and strong connection.

Kod	Ürün Adı	Malzeme	Atalet Momenti		Mukavemet Momenti		Alan	Kütle
			I_x	I_y	W_x	W_y		
1.1.10.080120.01	80x120 Ağır	6063	185.31cm^4	379.59cm^4	46.33cm^3	63.26cm^3	24.33cm^2	6.59 Kg/m

Standart : 6010 mm Lmax : 7200 mm



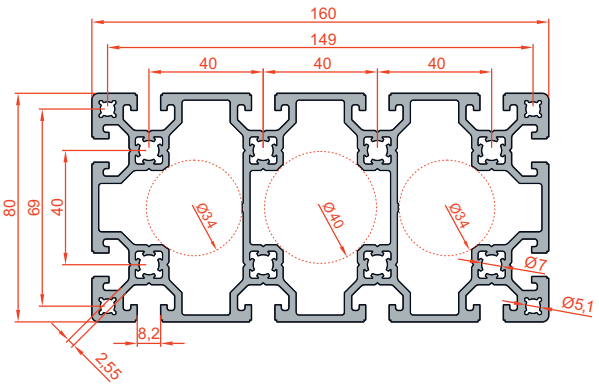



80x160 (K8) Light Sigma Profil

Kod: 1.1.08.080160.02

Üretim hatları, makine şase oluşumlarında ve mukavemet gerektiren konstrüksiyonların üretiminde kullanımı tercih edilir.

80x160 (K8) Industrial Light Profile

Code: 1.1.08.080160.02

Preferred on proslotion lines, machine frame formations and proslotion of strength-requiring constructions.

Kod	Ürün Adı	Malzeme	Atalet Momenti		Mukavemet Momenti		Alan	Kütle
			I_x	I_y	W_x	W_y		
1.1.08.080160.02	80x160 Light	6063	242.27cm^4	843.82cm^4	60.57cm^3	105.48cm^3	30.56cm^2	8.28 Kg/m

Standart : 6010 mm Lmax : 7200 mm

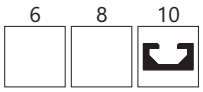

YENİ

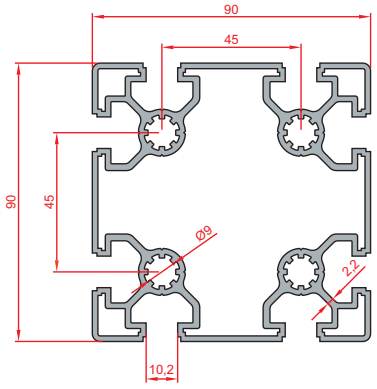



90x90 Süper Light Sigma Profil
Kod: 1.1.10.090090.04

Süper ince yapılı olmaları nedeniyle yüke maruz kalmayan şaselerde ve makinaların kapatma kabinlerinde kullanımı tercih edilir.

90x90 Industrial Super Light Profile
Code: 1.1.10.090090.04

Thanks to super-thin wall structure, it is preferred on frames not subject to load and on closing cabins of machines.

Kod	Ürün Adı	Malzeme	Atalet Momenti		Mukavemet Momenti		Alan	Kütle
			I_x	I_y	W_x	W_y		
1.1.10.090090.04	90x90 Süper Light	6063	143.13cm^4	143.13cm^4	31.81cm^3	31.81cm^3	15.20cm^2	4.12 Kg/m

Standart : 6010 mm Lmax : 7200 mm

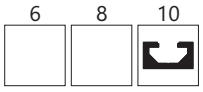

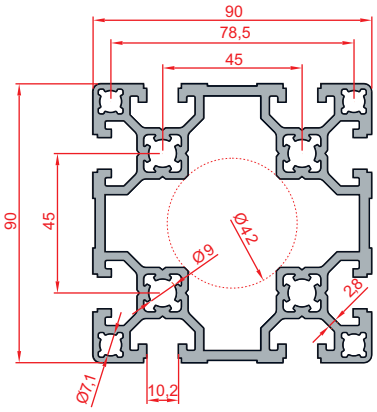



90x90 Light Sigma Profil
Kod: 1.1.10.090090.02

Orta mukavemet gerektiren sistemlerin tasarımlarında ideal yapısı ile ön plana çıkan bir üründür. CNC makine ayaklarında ve geniş ebatlı şase uygulamalarının oluşumunda kullanılabilmektedir.

90x90 Light Industrial Profile
Code: 1.1.10.090090.02

A proslot that stands out with ideal structure in design of systems requiring medium-level resistance. Can be used on CNC machine feet and formation of wide-size frame applications.

Kod	Ürün Adı	Malzeme	Atalet Momenti		Mukavemet Momenti		Alan	Kütle
			I_x	I_y	W_x	W_y		
1.1.10.090090.02	90x90 Light	6063	192.79cm^4	192.79cm^4	42.84cm^3	42.84cm^3	20.67cm^2	5.60 Kg/m

Standart : 6010 mm Lmax : 7200 mm

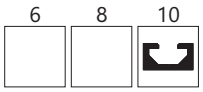

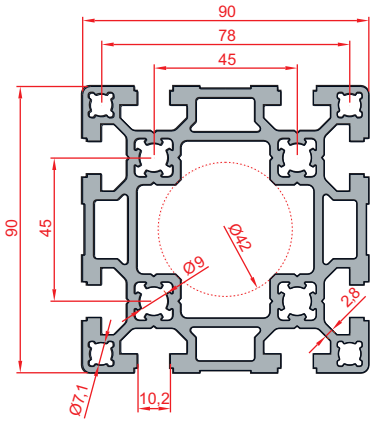



90x90 Ağır Sigma Profil
Kod: 1.1.10.090090.01

Yüksek mukavemet gerektiren makine şaselerinde ve büyük konstrüksiyonların taşıyıcı profili olarak kullanılır. Üzerine entegre edilebilen mekanik ürünler ile yataklama eksenleri şasesi olarak da kullanılabilmektedir.

90x90 Industrial Heavy Profile
Code: 1.1.10.090090.01

Used as bearing profile on machine frames requiring high resistance, as as of larger constructions. By means of possible integration of mechanic proslots, it can also be used as frame for bearing axis.

Kod	Ürün Adı	Malzeme	Atalet Momenti		Mukavemet Momenti		Alan	Kütle
			I_x	I_y	W_x	W_y		
1.1.10.090090.01	90x90 Ağır	6063	220.54cm^4	220.54cm^4	49.01cm^3	49.01cm^3	25.31cm^2	6.86 Kg/m

Standart : 6010 mm Lmax : 7200 mm

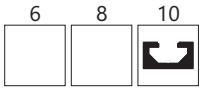

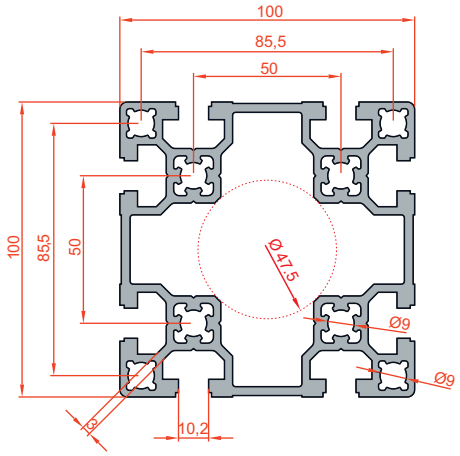



100x100 Light Sigma Profil
Kod: 1.1.10.100100.02

Orta mukavemet gerektiren sistemlerin tasarımlarında ideal yapısı ile ön plana çıkan bir üründür. CNC makine ayaklarında ve geniş ebatlı şase uygulamalarının oluşumunda kullanılabilmektedir.

100x100 Light Industrial Profile
Code: 1.1.10.100100.02

A proslot that stands out with ideal structure in design of systems requiring medium-level resistance. Can be used on CNC machine feet and formation of wide-size frame applications.

Kod	Ürün Adı	Malzeme	Atalet Momenti		Mukavemet Momenti		Alan	Kütle
			I_x	I_y	W_x	W_y		
1.1.10.100100.02	100x100 Light	6063	295.46cm^4	295.46cm^4	59.01m^3	59.01cm^3	25.51cm^2	6.91 Kg/m

Standart : 6010 mm Lmax : 7200 mm

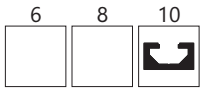

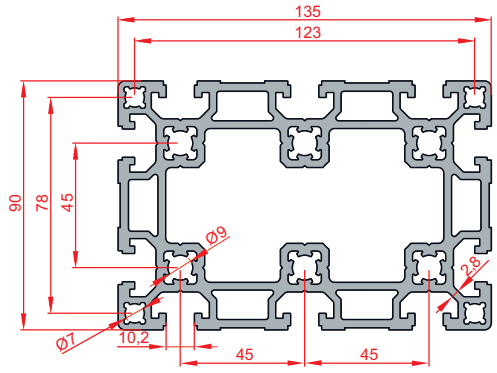

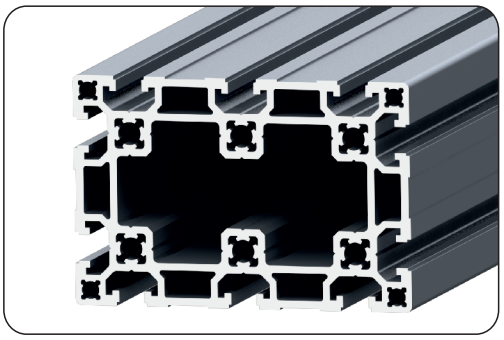

90x135 Ağır Sigma Profil
Kod: 1.1.10.090135.01

Yüksek mukavemet gerektiren makine şaselerinde ve yataklama gövdelerinin oluşumunda kullanımı uygundur. 3'lü kanal özelliği sayesinde geniş yataklama yüzeyi oluşturur ve güçlü bağlantı olanağı sağlar.

90x135 Industrial Heavy Profile
Code: 1.1.10.090135.01

Suitable for use in machine frames and bedding bodies requiring high strength. Triple slot provides wide bedding surface and strong connection.

Kod	Ürün Adı	Malzeme	Atalet Momenti		Mukavemet Momenti		Alan	Kütle
			Ix	Iy	Wx	Wy		
1.1.10.090135.01	90x135 Ağır	6063	313.64cm^4	652.97cm^4	69.70cm^3	96.74cm^3	34.42cm^2	9.33 Kg/m

Standart : 6010 mm Lmax : 7200 mm

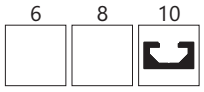

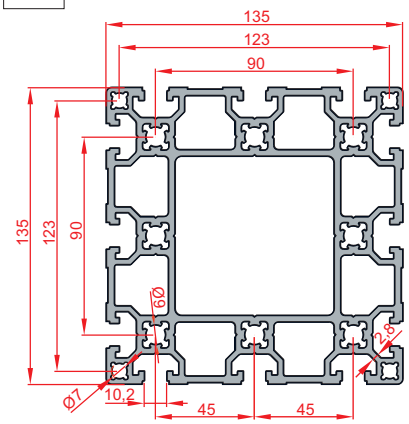



135x135 Ağır Sigma Profil
Kod: 1.1.10.135135.01

Yüksek mukavemetin gerekli olduğu makine ve şase konstrüksiyonlarında kullanılarak güçlü bağlantılar elde edilebilir. Makine koordinat eksenleri oluşumunda iki farklı yüzeyden 90 derecelik lineer kızaklar montajlanarak yataklama bağlantısı yapılabilir.

135x135 Industrial Heavy Profile
Code: 1.1.10.135135.01

Area of Use: Used in machine and frame constructions requiring high strength in order to obtain strong connections. Bedding connection can be made via assembly of linear guideways of 90 degrees from two surfaces on formation of machine coordinate axes.

Kod	Ürün Adı	Malzeme	Atalet Momenti		Mukavemet Momenti		Alan	Kütle
			Ix	Iy	Wx	Wy		
1.1.10.135135.01	135x135 Ağır	6063	897.65cm^4	897.65cm^4	132.99cm^3	132.99cm^3	44.52cm^2	12.06 Kg/m

Standart : 6010 mm Lmax : 7200 mm

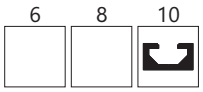

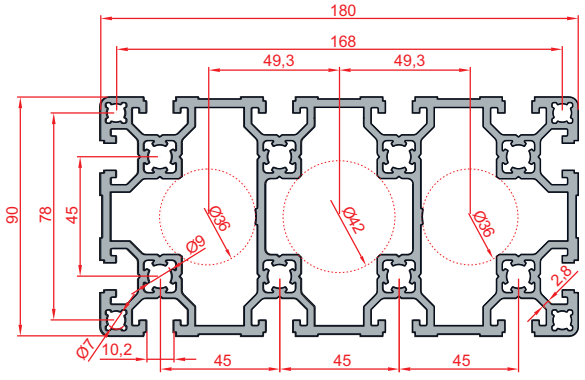



90x180 Light Sigma Profil
Kod: 1.1.10.090180.02

Üretim hatları ve uzun ebatlı konstrüksiyonların oluşumunda tercih edilmektedir. 3'lü kanal özelliği sayesinde yataklama profili olarak da kullanılabilmektedir.

90x180 Industrial Light Profile
Code: 1.1.10.090180.02

Preferred in formation of proslotion lines and long-size constructions. Thanks to triple slot feature, it can also be employed as bearing profile.

Kod	Ürün Adı	Malzeme	Atalet Momenti		Mukavemet Momenti		Alan	Kütle
			Ix	Iy	Wx	Wy		
1.1.10.090180.02	90x180 Light	6063	361.32cm^4	1240.04cm^4	80.29cm^3	137.79cm^3	37.06cm^2	10.04 Kg/m

Standart : 6010 mm Lmax : 7200 mm

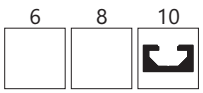

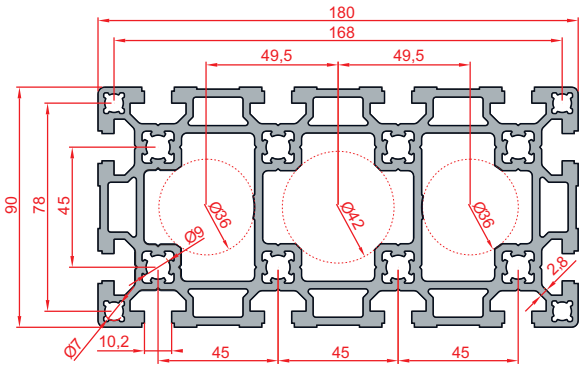



90x180 Ağır Sigma Profil
Kod: 1.1.10.090180.01

Yüksek mukavemet gerektiren makine şaselerinde ve büyük konstrüksiyonların taşıyıcı profili olarak kullanılır. Üzerine entegre edilebilen mekanik aksamlar ile yataklama gövdesi olarak da kullanılabilmektedir.

90x180 Industrial Heavy Profile
Code: 1.1.10.090180.01

Used as bearing profile on machine frames requiring high resistance, as as of larger constructions. By means of possible integration of mechanic proslots, it can also be used as frame for bearing axis.

Kod	Ürün Adı	Malzeme	Atalet Momenti		Mukavemet Momenti		Alan	Kütle
			Ix	Iy	Wx	Wy		
1.1.10.090180.01	90x180 Ağır	6063	428.25cm^4	1504.50cm^4	95.17cm^3	167.17cm^3	46.82cm^2	12.69 Kg/m

Standart : 6010 mm Lmax : 7200 mm

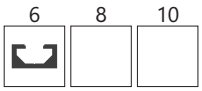

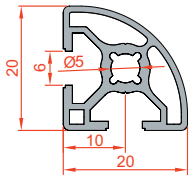



Kod	Ürün Adı	Malzeme	Atalet Momenti		Mukavemet Momenti		Alan	Kütle
			Ix	Iy	Wx	Wy		
1.1.06.020020.08	20x20 Radiuslu	6063	0.52cm^4	0.52cm^4	0.50cm^3	0.50cm^3	1.42cm^2	0.39 Kg/m

Standart : 6010 mm Lmax : 7200 mm



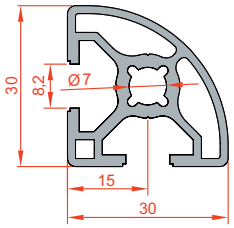



Kod	Ürün Adı	Malzeme	Atalet Momenti		Mukavemet Momenti		Alan	Kütle
			Ix	Iy	Wx	Wy		
1.1.08.030030.08	30x30 Radiuslu	6063	2.17cm^4	2.17cm^4	1.32cm^3	1.32cm^3	2.78cm^2	0.75 Kg/m

Standart : 6010 mm Lmax : 7200 mm

Kullanım Yeri

Dekoratif görünüm tercih edilen yerlerde, stant, pano, kabin vb. tasarımları radiuslu profiller ile oluşturmak mümkündür. Özel bağlantı parçaları ve aksesuarların uygulanması ile estetik bir görünüm elde edilir.

Using Area

This profile is used in where decorative appearance is preferred such as designs of stands, panels, and cabins. An aesthetic appearance is obtained by applications of special connectors and accessories.

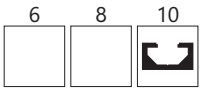

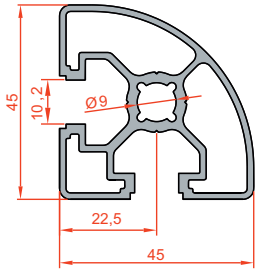



Kod	Ürün Adı	Malzeme	Atalet Momenti		Mukavemet Momenti		Alan	Kütle
			Ix	Iy	Wx	Wy		
1.1.10.045045.08	45x45 Radiuslu	6063	7.77cm^4	7.77cm^4	3.10cm^3	3.10cm^3	4.46cm^2	1.21 Kg/m

Standart : 6010 mm Lmax : 7200 mm



YENİ

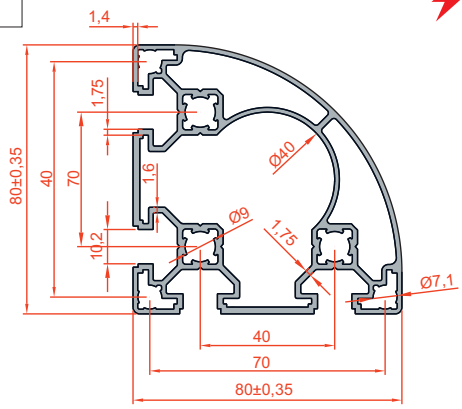



Kod	Ürün Adı	Malzeme	Atalet Momenti		Mukavemet Momenti		Alan	Kütle
			Ix	Iy	Wx	Wy		
1.1.10.080080.08	80x80 Radiuslu	6063	66.41cm^4	66.41cm^4	14.59cm^3	14.59cm^3	10.23cm^2	2.77 Kg/m

Standart : 6010 mm Lmax : 7200 mm

Kullanım Yeri

Dekoratif görünüm tercih edilen yerlerde, stant, pano, kabin vb. tasarımları radiuslu profiller ile oluşturmak mümkündür. Özel bağlantı parçaları ve aksesuarların uygulanması ile estetik bir görünüm elde edilir.

Using Area

This profile is used in where decorative appearance is preferred such as designs of stands, panels, and cabins. An aesthetic appearance is obtained by applications of special connectors and accessories.

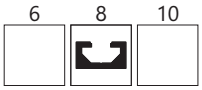

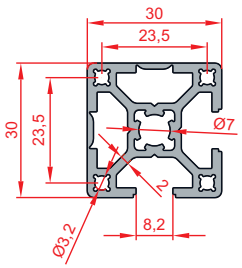



Kod	Ürün Adı	Malzeme	Atalet Momenti		Mukavemet Momenti		Alan	Kütle
			Ix	Iy	Wx	Wy		
1.1.08.030030.05	30x30 Kapalı	6063	3.18cm^4	3.18cm^4	2.06cm^3	2.06cm^3	3.38cm^2	0.92 Kg/m

Standart : 6010 mm Lmax : 7200 mm

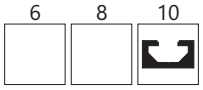

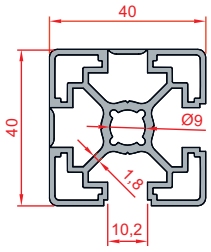



Kod	Ürün Adı	Malzeme	Atalet Momenti		Mukavemet Momenti		Alan	Kütle
			Ix	Iy	Wx	Wy		
1.1.10.040040.05	40x40 Kapalı	6063	7.28cm^4	7.28cm^4	3.53cm^3	3.53cm^3	4.63cm^2	1.25 Kg/m

Standart : 6010 mm Lmax : 7200 mm

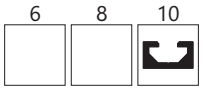

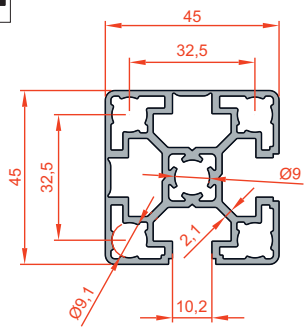



Kod	Ürün Adı	Malzeme	Atalet Momenti		Mukavemet Momenti		Alan	Kütle
			Ix	Iy	Wx	Wy		
1.1.10.045045.05	45x45 Kapalı	6063	11.83cm^4	11.83cm^4	5.13cm^3	5.13cm^3	5.93cm^2	1.61 Kg/m

Standart : 6010 mm Lmax : 7200 mm

Kullanım Yeri

Dış yüzey kanallarının kapalı olmasından dolayı hijyen sağlar ve estetik bir görünüm arz eder. Dolum makineleri, ilaç üretim hatları ambalaj üniteleri vb. sistemlerde kullanımda tercih edilir. Takılabilecek aksesuarlar için kapalı kanallar yırtılarak açılabilir.

Using Area

Its closed exterior surface provides hygiene and aesthetic appearance Preferable to use on building of filling machines,medicine production lines, packing units etc. Closed canals can be opened for the accessories to be place in.



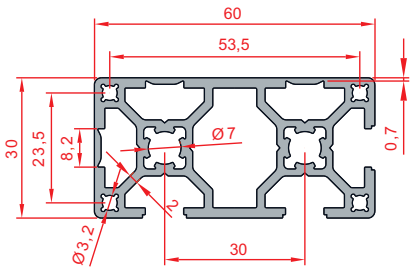

YENİ



Kod	Ürün Adı	Malzeme	Atalet Momenti		Mukavemet Momenti		Alan	Kütle
			Ix	Iy	Wx	Wy		
1.1.08.030060.05	30X60 Kapalı	6063	5.90cm^4	21.55cm^4	3.80cm^3	7.06cm^3	5.92cm^2	1.60 Kg/m

Standart : 6010 mm Lmax : 7200 mm

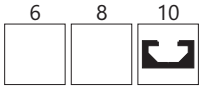

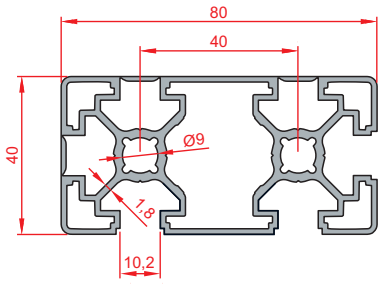



Kod	Ürün Adı	Malzeme	Atalet Momenti		Mukavemet Momenti		Alan	Kütle
			Ix	Iy	Wx	Wy		
1.1.10.040080.05	40x80 Kapalı	6063	12.84cm^4	50.93cm^4	6.22cm^3	12.56cm^3	7.69cm^2	2.08 Kg/m

Standart : 6010 mm Lmax : 7200 mm

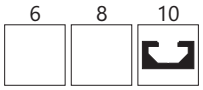

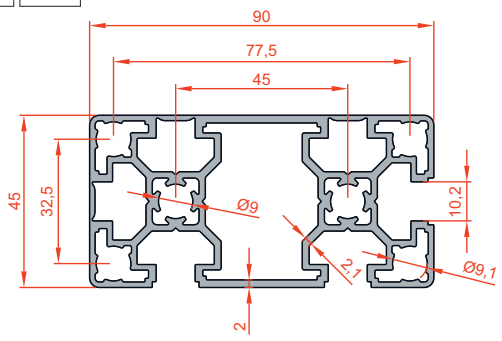

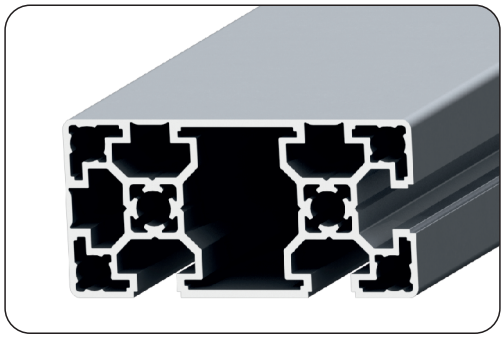

Kod	Ürün Adı	Malzeme	Atalet Momenti		Mukavemet Momenti		Alan	Kütle
			Ix	Iy	Wx	Wy		
1.1.10.045090.05	45x90 Kapalı	6063	22.22cm^4	83.70cm^4	9.59cm^3	18.32cm^3	10.11cm^2	2.74 Kg/m

Standart : 6010 mm Lmax : 7200 mm

Kullanım Yeri

Dış yüzey kanallarının kapalı olmasından dolayı hijyen sağlar ve estetik bir görünüm arz eder. Dolum makineleri, ilaç üretim hatları, ambalaj tesisleri bazı kullanım alanlarıdır. Kullanılması istenen bağlantı ve aksesuarlar için kapalı kanallar yırtılarak açılabilmektedir.

Using Area

Since outer surface slots are closed, it ensures hygiene and stylish view. Used on filling machines, pharmaceutical proslotion lines and packaging plants. Closed slots can be torn for any required connection or accessory.



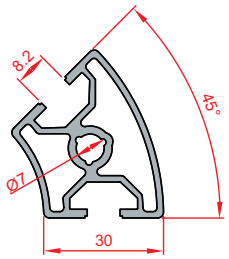



Kod	Ürün Adı	Malzeme	Atalet Momenti		Mukavemet Momenti		Alan	Kütle
			Ix	Iy	Wx	Wy		
1.1.08.030045.08	30x45 Dereceli	6063	4.37cm^4	3.22cm^4	1.78cm^3	1.62cm^3	3.36cm^2	0.91 Kg/m

Standart : 6010 mm Lmax : 7200 mm



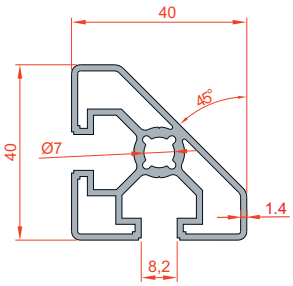



Kod	Ürün Adı	Malzeme	Atalet Momenti		Mukavemet Momenti		Alan	Kütle
			Ix	Iy	Wx	Wy		
1.1.08.040040.06	40x40 (45°)	6063	4.48cm^4	4.48cm^4	1.94cm^3	1.94cm^3	3.44cm^2	0.93 Kg/m

Standart : 6010 mm Lmax : 7200 mm

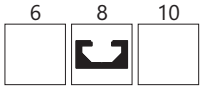

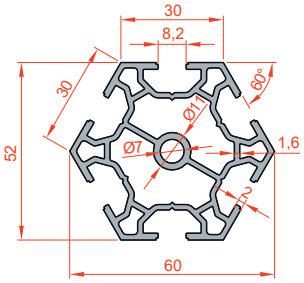



Kod	Ürün Adı	Malzeme	Atalet Momenti		Mukavemet Momenti		Alan	Kütle
			Ix	Iy	Wx	Wy		
1.1.08.030030.06	Stant Profili 30' luk K8 Altıköşe	6063	14.69cm^4	14.88cm^4	5.66cm^3	4.96cm^3	6.38cm^2	1.73 Kg/m

Standart : 6010 mm Lmax : 7200 mm

Kullanım Yeri

30x45 Dereceli profil; 45° açısı olup kolay entegre edilebilme özelliğine sahiptir. Estetik görünüşüyle makine kabinlerinde ve masaların köşelerinde şık bir görünüm elde edilebilir.
40x40x45°; Makine kabinleri ve Stantların dış yüzeylerinde 45° lik farklı bir görünüm sağlar. Kendine has bağlantı elemanları ve aksesuarları mevcuttur.
30'luk Stant; Stant uygulamalarında, dekoratif masa ayaklarında vb. yerlerde kullanılan serilerdir. Farklı yüzey kapatma seçenekleri uygulanarak estetik görünümler oluşturulabilir.

Using Area

30x45 Angled Profile; The 45° angle enables easy integration. Stylish view ensures elegance in machine cabins and desk corners.
40x40 45° Angular Profile; Ensures a different view of 45ºC in outer surfaces of machine cabins and booths. Comprises specific fasteners and accessories.
Hexagonal K8 Stand Profile Of 30; These series are used in stand operations, decorative table feet etc. Stylish view can be ensured through various surface-covering options.

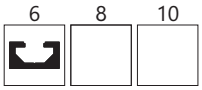

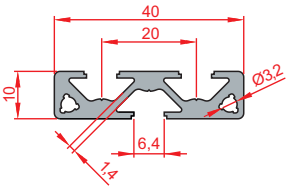



10x40 Yüzey Kaplama Profili
Kod: 1.1.06.010040.07

Yüzey kaplama profilleri içerisinde küçük ebatlı ihtiyaçlar için tasarlanmış profil çeşididir. Dar alanlardaki uygulamalarda istenen opsiyonların sağlanması ve ufak sistem elemanlarının kolayca bağlanabileceği ünitelerin oluşturulması mümkündür.

10x40 Surface Coating Profile
Code: 11.1.06.010040.07

A profile designed for small-size requirements within surface coating profiles. In applications within limited space, it is possible to provide required options and to create units where smaller system elements can be easily attached.

Kod	Ürün Adı	Malzeme	Atalet Momenti		Mukavemet Momenti		Alan	Kütle
			Ix	Iy	Wx	Wy		
1.1.06.010040.07	10x40 Yüzey Kaplama Profili	6063	0.20cm^4	3.37cm^4	0.38cm^3	1.68cm^3	2.04cm^2	0.55 Kg/m

Standart : 6010 mm



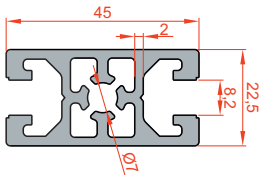



22,5x45 Panel Profili
Kod: 1.1.08.225045.01

Panel bölmelerinde kullanılmak üzere geliştirilen ve dekoratif görünüm arz eden yeni seri sigma profilimizdir.

22,5x45 Panel Profile
Kod: 1.1.08.225045.01

New series of sigma profile developed for panel compartments, ensuring decorative look.

Kod	Ürün Adı	Malzeme	Atalet Momenti		Mukavemet Momenti		Alan	Kütle
			Ix	Iy	Wx	Wy		
1.1.08.225045.01	22,5x45 Panel Profili	6063	2.95cm^4	8.15cm^4	2.63cm^3	3.62cm^3	4.63cm^2	1.25 Kg/m

Standart : 6010 mm

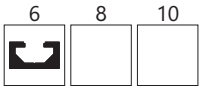

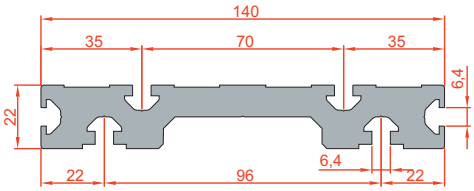



22x140 Yüzey Kaplama Profili
Kod: 1.1.06.022140.07

Yüke maruz kalan makine tablalarının oluşumunda ve Z eksen yataklama profili olarak kullanılabilmektedir. Kuvvetli et yapısı mekanik ve pnömatik parçaların sağlam bağlantı yapılmasını sağlar.

22x140 Surface Coating Profile
Code: 1.1.06.022140.07

Can be used in formation of machine tables subject to load and also as Z-axis bearing profile. Strong wall structure enables solid connection of mechanic and pneumatic parts.

Kod	Ürün Adı	Malzeme	Atalet Momenti		Mukavemet Momenti		Alan	Kütle
			Ix	Iy	Wx	Wy		
1.1.06.022140.07	22x140	6063	7.30cm^4	365.46cm^4	5.81cm^3	52.21cm^3	19.85cm^2	5.38 Kg/m

Standart : 6010 mm Lmax : 7200 mm

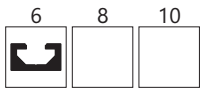

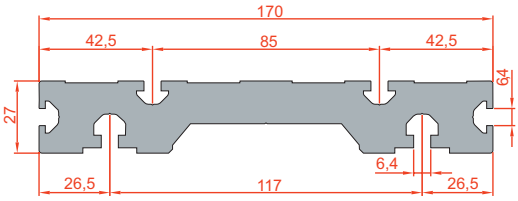



27x170 Yüzey Kaplama Profili
Kod: 1.1.06.027170.07

Diğer serilere göre daha güçlü ve geniş yüzeyli kaplama profilidir. Ağır şartlar altında kullanılması gereken makine tablalarının üst ve yan yüzey kaplamalarında vb. yerlerde kullanılır. Kuvvetli et yapısı sayesinde mekanik ve pnömatik parçaların emin bağlantısına imkan sağlar.

27x170 Surface Coating Profile
Code: 1.1.06.027170.07

A stronger plating profile with wider surface than other series. Used on upper and side surface plating etc. of heavy-duty machine tables. Ensures reliable connection of mechanic and pneumatic parts thanks to strong wall structure.

Kod	Ürün Adı	Malzeme	Atalet Momenti		Mukavemet Momenti		Alan	Kütle
			Ix	Iy	Wx	Wy		
1.1.06.027170.07	27x170	6063	16.86cm^4	852.78cm^4	10.98cm^3	100.33cm^3	32.44cm^2	8.79 Kg/m

Standart : 6010 mm Lmax : 7200 mm

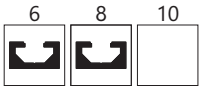

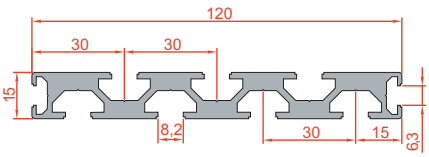



15x120 Yüzey Kaplama Profili
Kod: 1.1.08.015120.07

Yüke maruz kalmayan yüzeylerin kaplamalarında tercih edilen profil çeşididir. Mini CNC tablaları, test ve montaj masaları vb. yerler bazı kullanım alanlarıdır.

15x120 Surface Coating Profile
Code: 1.1.08.015120.07

This kind of profile is preferred on coverings of surfaces that are not subject to load. Areas of use include mini CNC tables, test and assembly benches etc.

Kod	Ürün Adı	Malzeme	Atalet Momenti		Mukavemet Momenti		Alan	Kütle
			Ix	Iy	Wx	Wy		
1.1.08.015120.07	15x120	6063	2.11cm^4	105.77cm^4	2.67cm^3	17.63cm^3	8.61cm^2	2.33 Kg/m

Standart : 5500 mm Lmax : 7200 mm



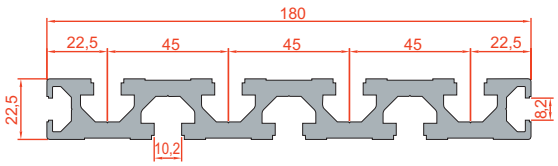



22,5x180 Yüzey Kaplama Profili
Kod: 1.1.10.225180.07

Büyük ebatlı ve yüke maruz kalan makine gövdelerinde, güçlü yüzeylerin oluşturulması için tasarlanmış profildir. Kuvvetli et yapısı ve yüzey kanalları iş bağlantı parçalarının güvenlilir montajına imkan tanır.

22,5x180 Surface Coating Profile
Code: 1.1.10.225180.07

Profile designed for ensuring strong surfaces on machine bodies of larger size that are subject to loads. Strong wall structure and surface slots allow reliable assembly of functional fasteners.

Kod	Ürün Adı	Malzeme	Atalet Momenti		Mukavemet Momenti		Alan	Kütle
			Ix	Iy	Wx	Wy		
1.1.10.225180.07	22,5x180	6063	11.69cm^4	570.85cm^4	10.14cm^3	63.43cm^3	21.13cm^2	5.73 Kg/m

Standart : 6010 mm Lmax : 7200 mm



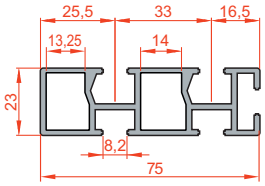



23x75 Konveyör Profili
Kod: 1.2.00.023075.00

Bantlı ve Rulolu konveyör sistemlerinin üretiminde ana gövde oluşumunda kullanılırlar. Kolay entegre edilebilen bağlantı ekipmanları ve aksesuarları ile pratik montaj imkanı sağlanır.

23x75 Conveyor Profile
Code: 1.2.00.023075.00

Main body in the production of belt and roller conveyor systems are used in their formation. Easy to integrate Practical assembly with connection equipment and accessories opportunity is provided.

Kod	Ürün Adı	Malzeme	Atalet Momenti		Mukavemet Momenti		Alan	Kütle
			I_x	I_y	W_x	W_y		
1.2.00.023075.00	23x75 Konveyör Profili	6063	3.11cm^4	26.02cm^4	2.70cm^3	6.94cm^3	4.85cm^2	1.32 Kg/m

Standart : 6010 mm Lmax : 7200 mm



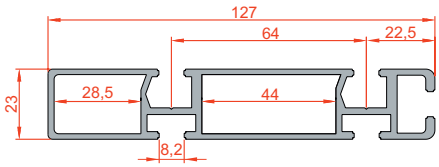



23x127 Konveyör Profili
Kod: 1.2.00.023127.00

Bantlı ve rulolu orta yüklemeli konveyörlerin yan şase profili olarak tercih edilirler. Kendine has gergi ve tahrik plakaları ile uyumlu montaj özelliği sağlar.

23x127 Conveyor Profile
Code: 1.2.00.023127.00

Preferred as side frame profile on middle-loading conveyors with belt or roller. Ensures assembly in coherence with specific tension and driven plates.

Kod	Ürün Adı	Malzeme	Atalet Momenti		Mukavemet Momenti		Alan	Kütle
			I_x	I_y	W_x	W_y		
1.2.00.023127.00	23x127 Konveyör Profili	6063	5.46cm^4	113.07cm^4	4.71cm^3	17.23cm^3	7.38cm^2	2.01 Kg/m

Standart : 6010 mm Lmax : 7200 mm

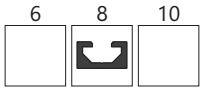

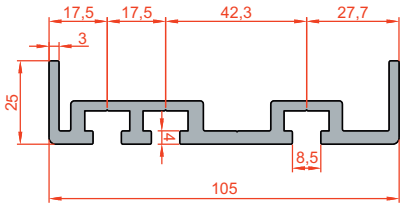



Kod	Ürün Adı	Malzeme	Atalet Momenti		Mukavemet Momenti		Alan	Kütle
			Ix	Iy	Wx	Wy		
1.2.00.025105.00	25x105 Konveyör Profili	6063	2.40cm^4	86.71cm^4	1.35cm^3	16.01cm^3	7.42cm^2	2.01 Kg/m

Standart : 6010 mm Lmax : 7200 mm

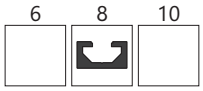

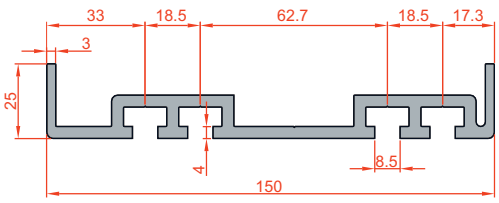



Kod	Ürün Adı	Malzeme	Atalet Momenti		Mukavemet Momenti		Alan	Kütle
			Ix	Iy	Wx	Wy		
1.2.00.025150.00	25x150 Konveyör Profili	6063	3.45cm^4	244.90cm^4	1.97cm^3	31.57cm^3	10.72cm^2	2.90 Kg/m

Standart : 6010 mm Lmax : 7200 mm

Kullanım Yeri

25x105 & 25x150; Dişli çapı büyük olan modüler ve asetal bantlı konveyör şaselerinin oluşumu için tasarlanan profil serisidir. Uyumlu plakalarla kolayca montaj edilebilmesi mümkündür.

Using Area

25x105 & 25x150; Profile series designed for formation of modular and acetal belt conveyor frames with large gear diameter. Can be easily mounted with compatible plates.

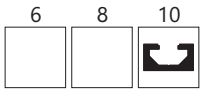

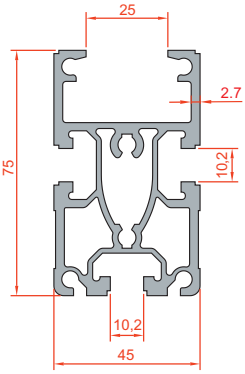



Kullanım Yeri

Darband konveyör profili, paletli taşıma yapılan konveyörlerin oluşumunda pratik çözümler sunar. Profilin üst kanalına takılan sürtünme plastiği ile hareket eden kayışın kılavuzlanmasını sağlar.

Using Area

Narrow-belt conveyor profile offers practical solutions in formation of conveyors for palletized transport. The friction plastic, mounted on upper slot of profile, provides a guide for moving belt.

Kod	Ürün Adı	Malzeme	Atalet Momenti		Mukavemet Momenti		Alan	Kütle
			Ix	Iy	Wx	Wy		
1.2.00.045075.00	45x75 Konveyör Profili	6063	23.46cm^4	45.80cm^4	10.50cm^3	11.17cm^3	9.42cm^2	2.55 Kg/m

Standart : 6010 mm Lmax : 7200 mm

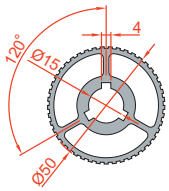

YENİ



Kod	Ürün Adı	Malzeme	Atalet Momenti		Mukavemet Momenti		Alan	Kütle
			Ix	Iy	Wx	Wy		
1.2.00.050.01	Tambur Profili (Alüminyum) Ø50	6063	12.44cm^4	12.44cm^4	4.98cm^3	4.98cm^3	7.13 cm^2	1.93 Kg/m

Standart : 3200 mm

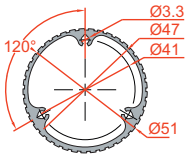

YENİ



Kod	Ürün Adı	Malzeme	Atalet Momenti		Mukavemet Momenti		Alan	Kütle
			Ix	Iy	Wx	Wy		
1.2.00.051.01	Tambur Profili (Alüminyum) Ø50	6063	10.16cm^4	10.16cm^4	3.99cm^3	3.99cm^3	3.58cm^2	0.97 Kg/m

Standart : 3200 mm

Kullanım Yeri

Gergi ve tahrik tamburlarının oluşturulmasında kullanılan bu profiller, konveyör sistemlerinde tahrik iletiminin en önemli unsurudur. Profillerin yüzeyinde bulunan tırtıllı yapı, malzemenin kayma riskini en aza indirerek en hafif yüklerde bile doğrusal bir malzeme akışı sağlamaktadır. Aynı zamanda özel ölçüye göre üretilebilen boy seçenekleri değişik genişlikte bant kullanımını sağlar.

Using Area

This profiles which used in forming of tension-drive drums, are the most important component of drive transmission in conveyor systems. The serrated form on the surfaces of the profiles is minimizes the sliding risk of the material, so it provides a linear flow of material even the lightest loads. Therewithal, the length options that can be produced according to the special sizes, allow the use of different width bands.

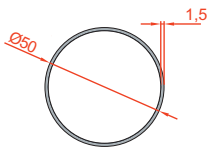



Kod	Ürün Adı	Malzeme	Atalet Momenti		Mukavemet Momenti		Alan	Kütle
			Ix	Iy	Wx	Wy		
1.6.00.050014	Ø50x1,5 Boru Profili Polisaj Kaplı	6063	6.73cm^4	6.73cm^4	2.70cm^3	2.70cm^3	2.29cm^2	0.62 Kg/m
1.6.00.050014.01	Ø50x1,5 Boru Profili Mat Eloksal	6063	6.73cm^4	6.73cm^4	2.70cm^3	2.70cm^3	2.29cm^2	0.62Kg/m

Standart : 6010 mm

Kullanım Yeri

Ø50x1,5 Aluminyum borular, merdane, avare rulo vb. ürünlerin üretimi için kullanılmaktadır. Hafif yüklü rulo uygulamalarında tercih edilmektedir.

Using Area

Ø50x1,5 Aluminium pipes, roller, idler roll exc. they are used for manufactoring of the products . they are preferred for lightly loaded roller applications.

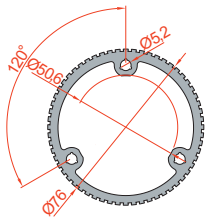



Kod	Ürün Adı	Malzeme	Atalet Momenti		Mukavemet Momenti		Alan	Kütle
			Ix	Iy	Wx	Wy		
1.2.00.076.01	Tambur Profili (Alüminyum) Ø76	6063	70.10cm^4	70.10cm^4	18.48cm^3	18.45cm^3	11.70cm^2	3.17 Kg/m

Standart : 3200 mm

Kullanım Yeri

Gergi ve tahrik tamburlarının oluşturulmasında kullanılan bu profiller, konveyör sistemlerinde tahrik iletiminin en önemli unsurudur. Profillerin yüzeyinde bulunan tırtıllı yapı, malzemenin kayma riskini en aza indirerek en hafif yüklerde bile doğrusal bir malzeme akışı sağlamaktadır. Aynı zamanda özel ölçüye göre üretilebilen boy seçenekleri değişik genişlikte bant kullanımını sağlar.

Using Area

This profiles which used in forming of tension-drive drums, are the most important component of drive transmission in conveyor systems. The serrated form on the surfaces of the profiles is minimizes the sliding risk of the material, so it provides a linear flow of material even the lightest loads. Therewithal, the length options that can be produced according to the special sizes, allow the use of different width bands.

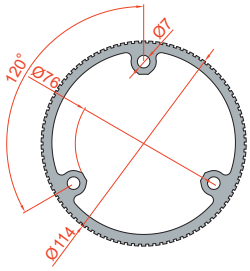



Kod	Ürün Adı	Malzeme	Atalet Momenti		Mukavemet Momenti		Alan	Kütle
			Ix	Iy	Wx	Wy		
1.2.00.114.01	Tambur Profili (Alüminyum) Ø114	6063	311.15cm^4	311.15cm^4	54.59cm^3	54.59cm^3	22.52cm^2	6.10 Kg/m

Standart : 3200 mm

Kullanım Yeri

Gergi ve tahrik tamburlarının oluşturulmasında kullanılan bu profiller, konveyör sistemlerinde tahrik iletiminin en önemli unsurudur. Profillerin yüzeyinde bulunan tırtıllı yapı, malzemenin kayma riskini en aza indirerek en hafif yüklerde bile doğrusal bir malzeme akışı sağlamaktadır. Aynı zamanda özel ölçüye göre üretilebilen boy seçenekleri değişik genişlikte bant kullanımını sağlar.

Using Area

This profiles which used in forming of tension-drive drums, are the most important component of drive transmission in conveyor systems. The serrated form on the surfaces of the profiles is minimizes the sliding risk of the material, so it provides a linear flow of material even the lightest loads. Therewithal, the length options that can be produced according to the special sizes, allow the use of different width bands.

Ø 12 Blok Yatak Profili
Kod: 1.3.12.030082.00

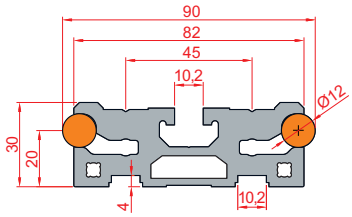



Kod	Ürün Adı	Malzeme	Atalet Momenti		Mukavemet Momenti		Alan	Kütle
			Ix	Iy	Wx	Wy		
1.3.12.030082.00	Ø12 Blok Yatak Profili	6063	10.50cm^4	82.56cm^4	6.82cm^3	20.14cm^3	13.90cm^2	3.77 Kg/m

Ø 20 Blok Yatak Profili
Kod: 1.3.20.040086.00

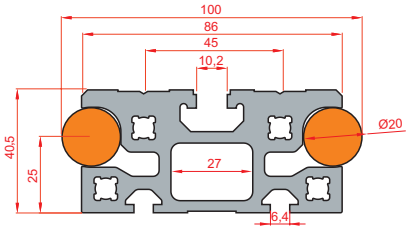



Kod	Ürün Adı	Malzeme	Atalet Momenti		Mukavemet Momenti		Alan	Kütle
			Ix	Iy	Wx	Wy		
1.3.20.040086.00	Ø20 Blok Yatak Profili	6063	30.07cm^4	106.59cm^4	14.19cm^3	24.80cm^3	17.03cm^2	4.61 Kg/m






Kullanım Yeri

Blok yatak profilleri orta kademeli yükleme gerektiren yataklamalarda tercih edilir. Farklı kesitli sigma profillerin üstüne montajlanarak kuvvetli yataklama grubu oluşturulabilir.

Using Area

The block bearing profiles are preffered for guidances that require middle-stage loading . It can be mounted on different cross-section sigma profiles to make strong bearing group.

38x50 Yataklama Profili
Kod: 1.3.15.038050.0

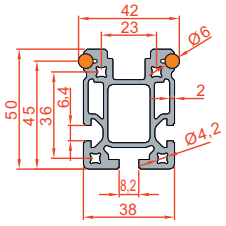





Kod	Ürün Adı	Malzeme	Atalet Momenti		Mukavemet Momenti		Alan	Kütle
			Ix	Iy	Wx	Wy		
1.3.15.038050.00	38x50 Yataklama Profili	6063	18.53cm^4	11.68cm^4	7.16cm^3	6.15cm^3	7.14cm^2	1.94 Kg/m

60x80 Yataklama Profili
Kod: 1.3.15.060080.0

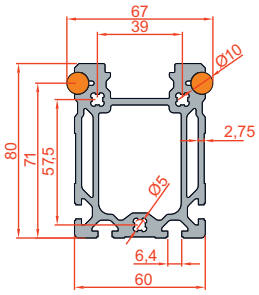





Kod	Ürün Adı	Malzeme	Atalet Momenti		Mukavemet Momenti		Alan	Kütle
			Ix	Iy	Wx	Wy		
1.3.15.060080.00	60x80 Yataklama profili	6063	108.90cm^4	68.22cm^4	26.59cm^3	22.74cm^3	15.23cm^2	4.13 Kg/m

80x80 Yataklama Profili
Kod: 1.3.0.15.080080.00

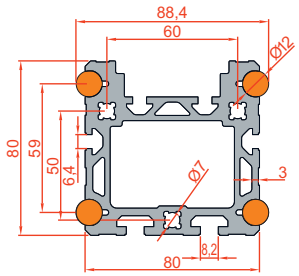





Kod	Ürün Adı	Malzeme	Atalet Momenti		Mukavemet Momenti		Alan	Kütle
			Ix	Iy	Wx	Wy		
1.3.15.080080.00	80x80 Yataklama Profili	6063	135.35cm^4	161.00cm^4	33.16cm^3	40.25cm^3	21.04cm^2	5.70 Kg/m

KullanımYeri

Bu yataklama profillerinin en önemli özellikleri millerin tırnak profili olmadan direkt akuple edilmesiyle daha stabil bir yataklama oluşturmak mümkündür. Ayrıca kesit itibari ile sigma profiller ile kolayca entegre edilebilmektedir.

Using Area

The most important features of these bearing profiles can be coupled directly to the shafts without claw profile. Also , the nominal cross-section industrial profiles can be easily integrated.

Ø 12 Yatak Tırnak Profili
Kod: 1.3.12.000000.00

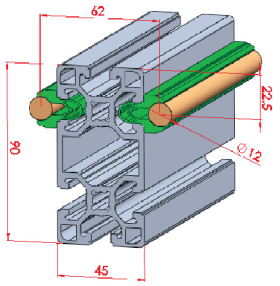



Ø 20 Yatak Tırnak Profili
Kod: 1.3.20.000000.00

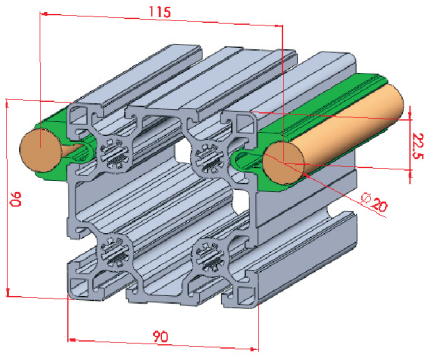



Kod	Ürün Adı	Malzeme	Kütle
1.3.12.000000.00	Ø 12 Yatak Tırnak Profili	Alüminyum	1mt/0,41 Kg
1.3.20.000000.00	Ø 20 Yatak Tırnak Profili	Alüminyum	1mt/0,58 Kg

Kullanım Yeri

Hafif yüke Maruz kalan Ø12 yataklama millerinin montaj-lanması tırnak profilleri ile sağlanır. (Üste)
Orta yüke Maruz kalan Ø20 yataklama millerinin montaj-lanması tırnak profilleri ile sağlanır. (Altta)

Using Area

Assembly of bedding shafts of Ø12 subject to light loads is ensured via tab profiles.. (above)
Assembly of bedding shafts of Ø20 subject to medium loads is ensured via tab profiles. (below)





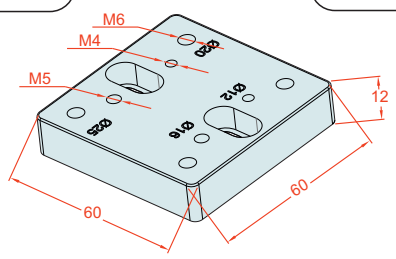

Kod	Ürün Adı	Malzeme	Ağırlık
4.1.10.000000.0.00.0	Mil Alt Destek Bağlantı Plakası	Alüminyum	113 gr

Kullanım Yeri

Mil alt destek profilleri ile sigma profiller arasında bağlantı aparatı olarak kullanılır.

Using Area

Its used as connection device between sigma profiles and shaft support profiles

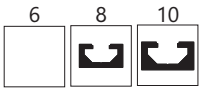

Mil Alt Destek Profili (Deliksiz)

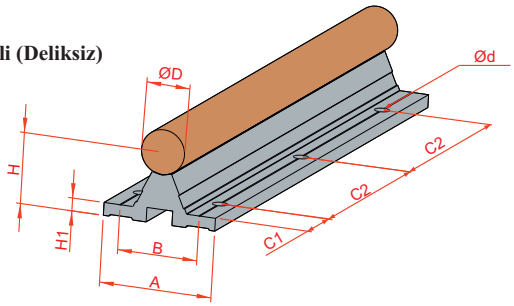



Alt Destek Deliksiz Profil (Kod)	Ürün Adı	AĞIRLIK KG/M	ÖLÇÜLER (MM)			L MAX ; 6000 MM				
			A	H	H1	B	Ød	C1	C2	K DIN 6912
1.3.12.040016.00	Ø12 Alt Destek Profili	0.69	40	22 ±0.1	5	29	4.5	50	75	M4x16
1.3.16.045018.00	Ø16 Alt Destek Profili	0.84	45	26 ±0.1	5	33	5.5	50	100	M5x20
1.3.20.052022.00	Ø20 Alt Destek Profili	1.23	52	32 ±0.1	5.8	37	6.5	50	100	M6x25
1.3.25.057024.00	Ø25 Alt Destek Profili	1.44	57	36 ±0.1	6	42	6.5	60	120	M8x30
1.3.30.069027.00	Ø30 Alt Destek Profili	2.00	69	42 ±0.15	7	51	8.5	75	150	M10x35
1.3.40.073030.00	Ø40 Alt Destek Profili	2.60	73	50 ±0.15	8	55	9	100	200	M10x40

Not: Delik ölçüleri bilgi amaçlıdır.

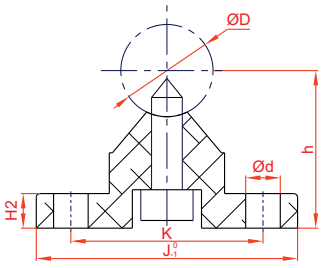

YENİ

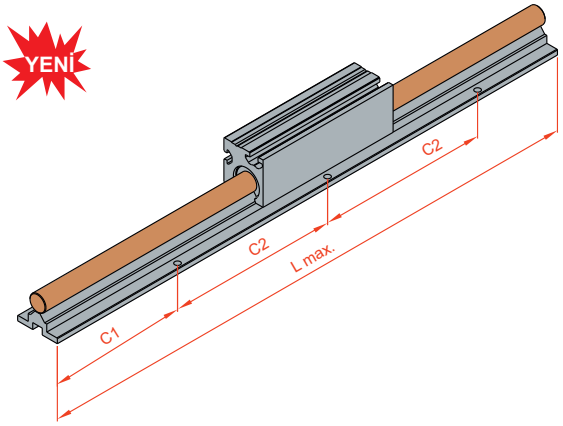



Kod	Ürün Adı	L max	ØD	J	K	h	H2	C1	C2	Ød	Ağırlık
4.1.10.016040.0.12.1	Mil Alt Destek Prf+mil Ø12 Ck45	6000 mm	12	34	25	20,5	4,5	50	100	4,5	1.59 gr
4.1.10.018045.0.16.1	Mil Alt Destek Prf+mil Ø16 Ck45	6000 mm	16	40	30	25	5	75	150	5,5	2.56 gr
4.1.10.022052.0.20.1	Mil Alt Destek Prf+mil Ø20 Ck45	6000 mm	20	45	30	27	5	75	150	5,5	3.5 gr
4.1.10.024057.0.25.1	Mil Alt Destek Prf+mil Ø25 Ck45	6000 mm	25	55	35	33	6	100	200	6,6	5.3 gr
4.1.10.028069.0.30.1	Mil Alt Destek Prf+mil Ø30 Ck45	6000 mm	30	60	40	37	7	100	200	6,6	7.38 gr
4.1.10.032073.0.40.1	Mil Alt Destek Prf+mil Ø40 Ck45	6000 mm	40	75	55	48	9	100	200	9	12.69 gr

YENİ
YENİ
YENİ
YENİ
YENİ
YENİ

Kullanım Yeri

Modül gövdesinde bulunan T kanallara tasarımında ki tırnaklar sayesinde kolayca takılabilen bu parça ile, Plakaların modüle veya birden fazla modülün birbirine bağlantısı mümkündür.

Using Area

This piece, which can be easily mounted to T slots on module body via tabs, enables connection of plates to module or multiple modules.



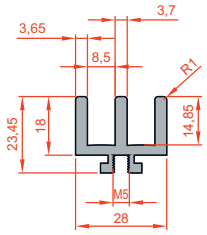



18x28 Sürgü Profili
Kod: 1.2.00.018028.00

Kabin ve bölmelerin sürgülü kapaklarının kullanımı için tasarlanmış olup büyük bir montaj kolaylığı sağlar. Kanal 8 serisi profillerin kanalına takılarak istenen yerden M5 civata ile sabitlenerek güvenli bağlantılar oluşturulabilmektedir.

18x28 Slide Profile
Code: 1.2.00.018028.00

Designed for use of slide doors on cabins and compartments, it ensures significantly easier assembly. Can constitute reliable connection through anchoring with M5 bolt wherever required on slot of profiles in slot 8 series.

Kod	Ürün Adı	Malzeme	Atalet Momenti		Mukavemet Momenti		Alan	Kütle
			Ix	Iy	Wx	Wy		
1.2.00.018028.00	18x28 Sürgü Profili	6063	1.09cm^4	2.24cm^4	0.92cm^3	1.6cm^3	2.82cm^2	0.77 Kg/m

Standart : 6010 mm Lmax : 7200 mm

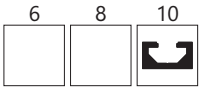

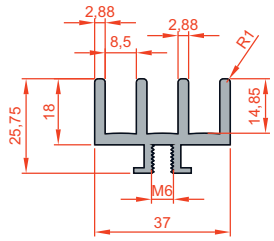



18x37 (K10) Sürgü Profili
Kod: 1.2.00.018037.00

Kabin ve bölmelerin sürgülü kapaklarının kullanımı için tasarlanmış olup kolay montaj edilebilme özelliği sağlar. Kanal 10 serisi profillerin kanalına takılarak istenen yerden M6 civata ile sabitlenerek güvenli bağlantılar oluşturulabilmektedir.

18x37 (K10) Slide Profile
Code: 1.2.00.018037.00

Designed for use of slide doors on cabins and compartments, it ensures significantly easier assembly. Can constitute reliable connection through anchoring with M6 bolt wherever required on slot of profiles in slot 10 series.

Kod	Ürün Adı	Malzeme	Atalet Momenti		Mukavemet Momenti		Alan	Kütle
			Ix	Iy	Wx	Wy		
1.2.00.018037.00	18x37 Sürgü Profili K10	6063	1.37cm^4	4.15cm^4	1.05cm^3	2.25cm^3	3.28cm^2	0.89 Kg/m

Standart : 6010 mm Lmax : 7200 mm

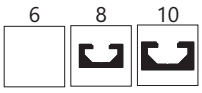





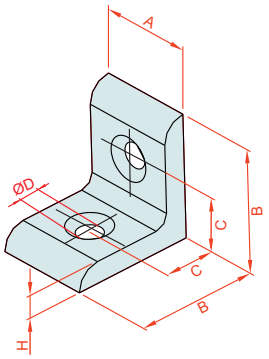

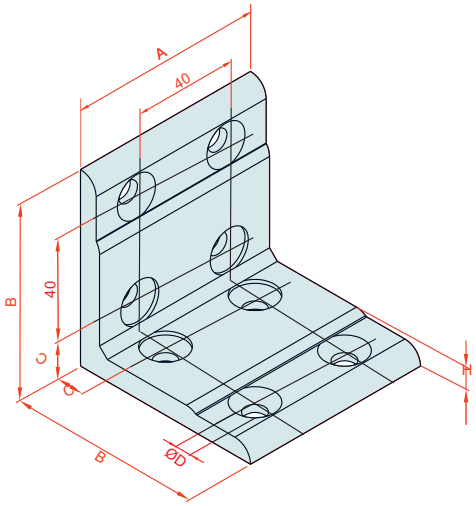

Kod	Prf Ebat	Ürün Adı	A	B	C	D	H	Malzeme	Ağırlık
2.2.001.08.3030.01	30x30	Düz Köşe Bağlantı (Kumlamalı)	28	29	15	Ø6.5	6	Alüminyum	21 gr
2.2.001.08.3030.09	30x30	Düz Köşe Bağlantı (Boyalı Renk Gri)	28	29	15	Ø6.5	6	Alüminyum	21 gr
2.2.001.10.4040.01	40x40	Düz Köşe Bağlantı (Kumlamalı)	37	37	20	Ø8.2	6.5	Alüminyum	39 gr
2.2.001.10.4040.09	40x40	Düz Köşe Bağlantı (Boyalı Renk Gri)	37	37	20	Ø8.2	6.5	Alüminyum	39 gr
2.2.001.10.4545.01	45x45	Düz Köşe Bağlantı (Kumlamalı)	42	42	22.5	Ø8.2	7	Alüminyum	56 gr
2.2.001.10.4545.09	45x45	Düz Köşe Bağlantı (Boyalı Renk Gri)	42	42	22.5	Ø8.2	7	Alüminyum	56 gr
2.2.001.10.8080.01	80x80	Düz Köşe Bağlantı (Kumlama)	76	76	20	Ø8.5	8,3	Alüminyum	206 gr

Kullanım Yeri

Hafif yüklemeli konstrüksiyonların pratik köşe bağlantılarında tercih edilirler. Pano, çerçeve ve basit şase uygulamaları kullanım alanlarından bazılarıdır.

Using Area

Preferred for practical corner connections of light-load constructions. Areas of use include board, frame and simple chassis operations.

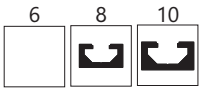

YENİ





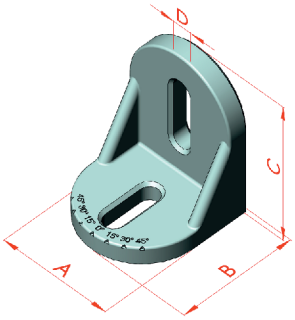

Kod	Prf Ebat	Ürün Adı	A	B	C	D	RENK	Malzeme	Ağırlık
2.2.001.00.3035.06	30-35	Açılı Köşe Bağlantı	28	30	40	Ø6.5	Kumlama	Alüminyum	22 gr
2.2.001.00.4045.06	40x45	Açılı Köşe Bağlantı	38	40	50	Ø6.5	Kumlama	Alüminyum	45 gr

Kullanım Yeri

Hafif yüklemeli konstrüksiyonların pratik bağlantılarında tercih edilir. Pano, çerçeve ve basit şase uygulamaları kullanım alanlarından bazılarıdır. Montaj uygulamalarında 45 dereceye kadar bağlantı oluşturma imkanı sağlar. Profil kanallarına dışarıdan bağlantısı mümkündür.

Using Area

It is preferred for practical connections of light-loaded constructions.Panel, frame and simple chassis applications are some of the usage areas.It provides the opportunity to create connections up to 45 degrees in assembly applications.It is possible to connect to profile channels from outside.







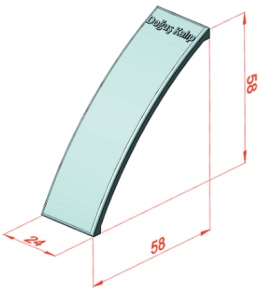

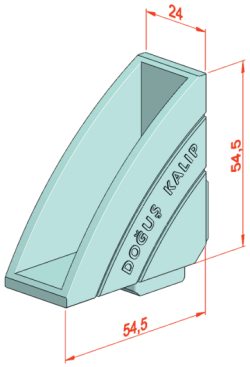

Kod	Prf Ebat	Ürün Adı	A	D	Malzeme	Ağırlık
2.2.001.08.3030.07	30x30	Dar Geçmeli Köşe Bağ.	8	Ø6.5	Alüminyum	54 gr
2.2.001.10.4545.07	45x45	Dar Geçmeli Köşe Bağ.	10	Ø8.5	Alüminyum	59 gr
2.3.001.3045.00	45x45 30x30	Dar Geçmeli Köşe Bağlantı Kapağı	-	-	Plastik	7.5 gr

Kullanım Yeri

Orta mukavemetli şase konstrüksiyonlarında sağlam bağlantılar elde etmek için kullanılırlar. Kumlamalı yüzeyleri ve kendine özgü kapakları ile estetik görünüme sahiptir.

Using Area

Used for obtaining sound connections on medium -strength chassis constructions. Sandblasted surfaces and genuine caps ensure stylish view.







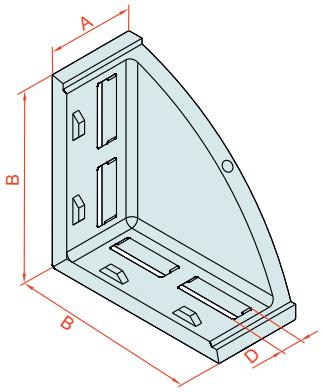

Kod	Prf Ebat	Ürün Adı	A	B	D	Malzeme	Ağırlık
2.2.001.06.2040.04	20x40	Uzun Köşe Bağlantı	18	38	5.2	Alüminyum	16.1 gr
2.2.001.08.3060.04	30x60	Uzun Köşe Bağlantı	27.2	57	6.5	Alüminyum	48 gr
2.2.001.10.4080.04	40x80	Uzun Köşe Bağlantı	37.5	78	10.5	Alüminyum	114 gr
2.2.001.10.4590.04	45x90	Uzun Köşe Bağlantı	42	85	9	Alüminyum	142 gr
2.3.001.3060.03	30x60	Uzun Köşe Bağ. Kap.	-	-	-	Plastik	10 gr
2.3.001.4080.03	40x80	Uzun Köşe Bağ. Kap.	-	-	-	Plastik	10 gr

Kullanım Yeri

Yüksek mukavemetin gerekli olduğu konstrüksiyonların montaj uygulamalarında tercih edilen bağlantı elemanıdır. Bu bağlantı elemanı sayesinde köşe ve T bağlantılar oluşturmak mümkündür. Kendine has profil kapakları ile hijyen ve estetik görünüm elde edilir.

Using Area

Fasteners preferred for assembly operations of constructions where high strength is required. This fastener enables forming corner and T connections. Genuine profile caps ensure hygiene and stylish view.

6 8 10





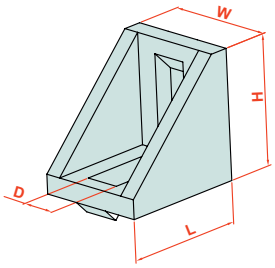

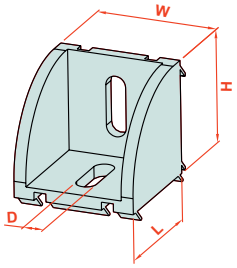

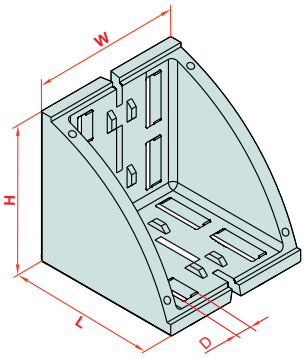

Kod	Prf Ebat	Ürün Adı	L	H	W	D	Malzeme	Ağırlık
2.2.001.06.2025.03	20x25	Geniş Köşe Bağlantı	20	20	17.5	5	Alüminyum	15.5 gr
YENİ 2.2.001.06.2025.33	20x25 (K6)	Geniş Köşe Bağlantı	20	20	17	5.5	Alüminyum	6 gr
2.2.001.08.3030.03	30x30	Geniş Köşe Bağlantı	28	28	28	6.5	Alüminyum	41.5 gr
YENİ 2.2.001.08.3030.33	30x30 (K8)	Geniş Köşe Bağlantı	27	27	27	6.5	Alüminyum	14 gr
2.2.001.10.4040.03	40x40 (K10)	Geniş Köşe Bağlantı	37	37	37.7	9	Alüminyum	49 gr
2.2.001.08.4040.03	40x40 (K8)	Geniş Köşe Bağlantı	37	37	37.7	9	Alüminyum	49 gr
YENİ 2.2.001.10.4040.33	40x40 (K10)	Geniş Köşe Bağlantı	37	37	37	9	Alüminyum	43 gr
YENİ 2.2.001.08.4040.33	40x40 (K8)	Geniş Köşe Bağlantı	37	37	37	9	Alüminyum	43 gr
2.2.001.10.4545.03	45x45	Geniş Köşe Bağlantı	44	44	43	9	Alüminyum	75 gr
YENİ 2.2.001.10.4545.33	45x45	Geniş Köşe Bağlantı	42	42	42	9	Alüminyum	59 gr
2.2.001.08.6060.03	60x60	Geniş Köşe Bağlantı	57	57	57	6.5	Alüminyum	98 gr
2.2.001.10.8080.03	80x80 (K10)	Geniş Köşe Bağlantı	78	78	77	10	Alüminyum	226 gr
2.2.001.08.8080.03	80x80 (K8)	Geniş Köşe Bağlantı	78	78	77	10	Alüminyum	226 gr
2.2.001.10.9090.03	90x90	Geniş Köşe Bağlantı	85	84.7	86.5	9	Alüminyum	310 gr
2.3.001.2025.04	20x25	Geniş Köşe Bağ. Kap.	-	-	-	-	Plastik	2 gr
YENİ 2.3.001.2025.09	20x25	Geniş Köşe Bağ. Kap.	-	-	-	-	Plastik	1 gr
2.3.001.3030.04	30x30	Geniş Köşe Bağ. Kap.	-	-	-	-	Plastik	4 gr
YENİ 2.3.001.3030.09	30x30 (K8)	Geniş Köşe Bağ. Kap.	-	-	-	-	Plastik	3 gr
2.3.001.4040.04	40x40	Geniş Köşe Bağ. Kap.	-	-	-	-	Plastik	8 gr
YENİ 2.3.001.4040.09	40x40	Geniş Köşe Bağ. Kap.	-	-	-	-	Plastik	5 gr
2.3.001.4545.04	45x45	Geniş Köşe Bağ. Kap.	-	-	-	-	Plastik	10 gr
YENİ 2.3.001.4545.09	45x45	Geniş Köşe Bağ. Kap.	-	-	-	-	Plastik	7 gr
2.3.001.6060.04	60x60	Geniş Köşe Bağ. Kap.	-	-	-	-	Plastik	8 gr
2.3.001.8080.04	80x80	Geniş Köşe Bağ. Kap.	-	-	-	-	Plastik	27 gr
2.3.001.9090.04	90x90	Geniş Köşe Bağ. Kap.	-	-	-	-	Plastik	24 gr

Kullanım Yeri

Mukavemet gerektiren konstrüksiyon uygulamalarında köşe bağlantılar elde etmek amacıyla kullanılır. Çerçeve, pano, kabin vb. uygulamaların pratik ve sağlam montajlanmasında kullanılmaktadır. Köşe bağlantı kapakları kullanılarak hijyen ve estetik görünüm sağlanır.

Using Area

Used to obtain corner brackets on constructions that require strength. Used for practical and sound assembly of frame, board and cabin applications. Corner bracket caps ensure hygiene and stylish view.

6 8 10





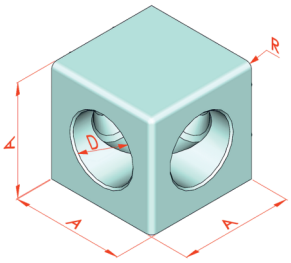

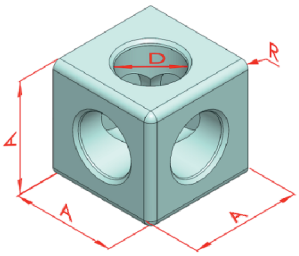

Kod	Prf Ebat	Ürün Adı	A	D	R	Malzeme	Ağırlık
2.2.001.08.3030.10	30x30	İki Yönlü Kare Köşe Bağlantı	30	Ø18	1,5	Alüminyum	44,26 gr
2.2.001.08.4040.10	40x40 (K8)	İki Yönlü Kare Köşe Bağlantı	40	Ø24	2,5	Alüminyum	106,5 gr
2.2.001.10.4040.10	40x40 (K10)	İki Yönlü Kare Köşe Bağlantı	40	Ø24	2,5	Alüminyum	104 gr
2.2.001.10.4545.10	45x45 (K10)	İki Yönlü Kare Köşe Bağlantı	45	Ø24	2,5	Alüminyum	168 gr
2.2.001.08.3030.08	30x30	Üç Yönlü Kare Köşe Bağlantı	30	Ø20,5	2	Alüminyum	38,5 gr
2.2.001.08.4040.08	40x40 (K8)	Üç Yönlü Kare Köşe Bağlantı	40	Ø26,6	4	Alüminyum	94,5 gr
2.2.001.10.4040.08	40x40 (K10)	Üç Yönlü Kare Köşe Bağlantı	40	Ø26,6	4	Alüminyum	100 gr
2.2.001.10.4545.08	45x45	Üç Yönlü Kare Köşe Bağlantı	45	Ø26,6	4	Alüminyum	151 gr

İki Yönlü 40x40 (K8)



İki Yönlü 40x40 (K10)



Üç Yönlü 40x40 (K8)



Üç Yönlü 40x40 (K10)



Kullanım Yeri

İki profilin köşe birleşimine olanak sağlar. Delik delme işlemini ortadan kaldırarak kolay montaj imkanı oluşturur. Dış yüzeyine takılan plastik kapakları ile estetik görünüm elde etmek mümkündür.

Üç profilin köşe birleşimine olanak sağlar. Delik delme işlemini ortadan kaldırarak kolay montaj imkanı oluşturur. Dış yüzeyine takılan plastik kapaklar ile estetik görünüm elde etmek mümkündür.

Using Area

It allows corner joints of two profiles. Creates easy assembly by eliminating the drilling process. It is possible to obtain an aesthetic appearance with the plastic covers attached to the exterior surface.

Enables corner joint of three profiles. Enables easy assembly since it requires no drilling. Plastic caps mounted on the outer surface ensure stylish view.

6 8 10





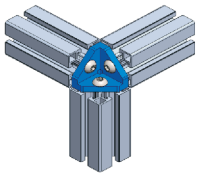

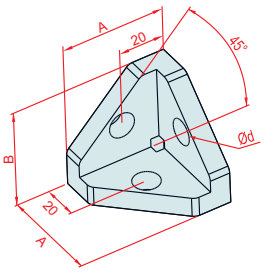

Kod	Prf Ebat	Ürün Adı	A	B	D	Malzeme	Ağırlık
2.2.001.10.4040.06	40x40 A	Üç Yönlü Köşe Bağ.	36	36	Ø8.5	Alüminyum	56 gr
2.3.001.4040.08	40x40 A	Üç Yönlü Köşe Bağ. Kapağı	40	40	-	Plastik	7 gr
2.3.001.4040.07	40x40	Kare Köşe Bağ. Kapağı	40	40	-	Plastik	13.5 gr



Kullanım Yeri

Dereceli ve kanallı profillerin, ikili veya üçlü köşe birleşimlerinde tercih edilir. Genellikle makinelerin kabin kapamalarında kullanılır. Kapakları sayesinde estetik bir görüntü sağlar.

Using Area

Preferred in double or triple corner joints of graded and slotted profiles. Often used in cabin coating of machines. Ensures stylish view thanks to caps.



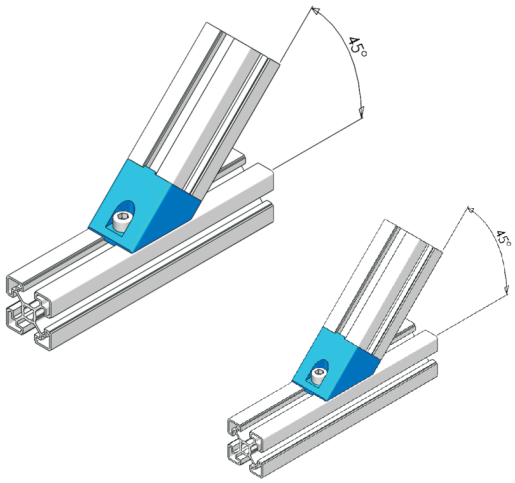



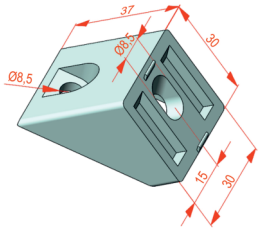

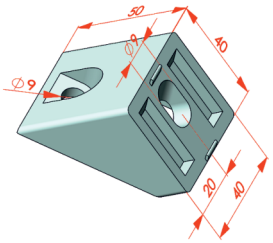

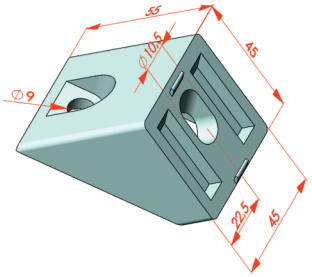

Kod	Prf Ebat	Ürün Adı	Malzeme	Ağırlık
2.2.001.08.3030.06	30x30	45 Dereceli Bağ. Par.	Alüminyum	33 gr
2.2.006.4040.08	40x40 (K8)	45 Dereceli Bağ. Par.	Alüminyum	86 gr
2.2.006.4545.10	45x45	45 Dereceli Bağ. Par.	Alüminyum	98 gr



Kullanım Yeri

Montaj uygulamalarında açılı kesim yapmaya gerek kalmadan 45 dereceli bağlantı oluşturma imkanı sağlar. Profil kanallarına dışarıdan bağlantısı mümkündür.

Using Area

Enables 45-degree connections in assembly applications without need for angular cut. Can be externally connected to profile slots.



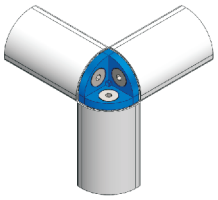





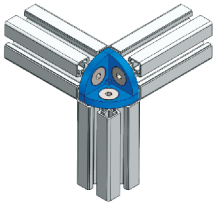

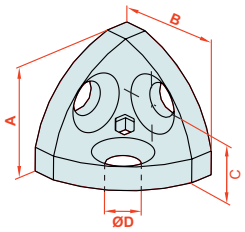

Kod	Prf Ebat	Ürün Adı	A	B	C	ØD	Malzeme	Ağırlık
2.2.001.06.2020.05	20x20	Radiuslu Köşe Bağlantı	18.5	18.5	10	6.5	Zamak	12 gr
2.2.001.08.3030.05	30x30	Radiuslu Köşe Bağlantı	28	28	15	8.5	Zamak	42 gr
2.2.001.10.4545.05	45x45	Radiuslu Köşe Bağlantı	42	42	22,5	10.5	Zamak	136 gr
2.3.001.2020.05	20x20	Radiuslu Köşe Bağ. Kapağı	20	20	3	-	Plastik	2 gr
2.3.001.3030.05	30x30	Radiuslu Köşe Bağ. Kapağı	30	30	3	-	Plastik	4 gr
2.3.001.4545.05	45x45	Radiuslu Köşe Bağ. Kapağı	45	45	3	-	Plastik	14 gr
2.3.001.2020.07	20x20	Kare Köşe Bağ. Kapağı	20	20	2	-	Plastik	3 gr
2.3.001.3030.07	30x30	Kare Köşe Bağ. Kapağı	30	30	3	-	Plastik	8 gr
2.3.001.4545.07	45x45	Kare Köşe Bağ. Kapağı	45	45	3	-	Plastik	22 gr





Kullanım Yeri

Radiuslu ve kare profillerin köşe birleştirmelerinde kullanılırlar. Masa, raf, stant ve pano uygulamalarında estetik görünüm sağlamak için tercih edilirler.

Using Area

Used for corner junctions of radius and square profiles. Preferred for stylish view on table, shelf, booth and board applications.

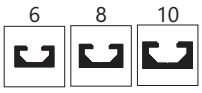





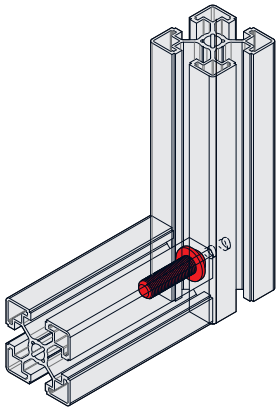

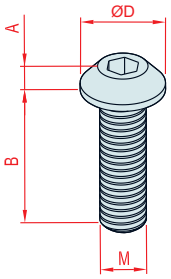

Kod		Ürün Adı	M	A	B	ØD	Malzeme	Ağırlık
2.1.011.06.25	Kanal 6	Alın Civatası	M6	3.5	20	10.5	8.8 Çelik	4.5 gr
2.1.011.08.30	Kanal 8	Alın Civatası	M8	5.2	25	16	8.8 Çelik	13 gr
2.1.011.10.30	Kanal 10	Alın Civatası	M10	6	30	17.5	8.8 Çelik	21 gr

Kullanım Yeri

Profil bağlantı sistemlerindeki alternatiflerden biri olan alın bağlantı civataları, en fazla tercih edilen ekipmanlardanbiridir. olan Profil kanallarına açılan alyan anahtar deliği ile diğer profilin alın kısmına vidalama imkanı sağlar. Bağlantı, kanalların içinde kaldığı için farkedilmemektedir.

Using Area

Butt joint bolts, which are among alternatives in profile connection systems, are one of the most preferred equipments. Enables screwing to the butt of the other profile, by means of the Allenwrench hole giving to profile slots of. Connection is invisible since it remains in the slots.

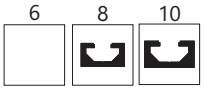

YENİ TASARIM







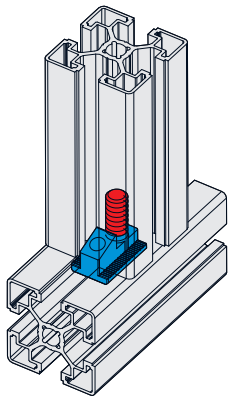

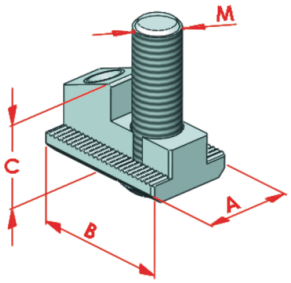

Kod		Ürün Adı	M	A	B	C	Malzeme	Ağırlık
2.1.012.08.01	Kanal 8	Kanal İçi Bağlantı	M8	13.5	21.5	9.8	Çelik	15 gr
2.1.012.10.04	Kanal 10	Kanal İçi Bağlantı	M10	19	30	17.5	Çelik	39 gr

Kullanım Yeri

Profillere delik delmeden vidalama yöntemi ile iki profilin 90 derece açıyla güçlü bağlantısını sağlar. Setskur civata gevşetilerek profilin kanal içerisinde istenen yerde sabitlenmesi mümkündür.

Using Area

Ensures strong connection of two profiles at 90° via screwing without drilling profiles. Stay bolt can be loosened so as to fix the profile anywhere within the slot.

6 8 10





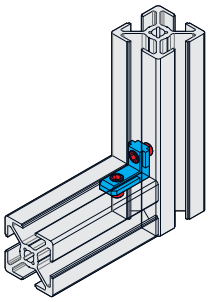

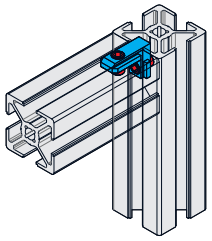

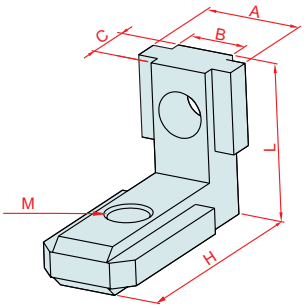

Kod		Ürün Adı	M	A	B	C	L	H	Malzeme	Ağırlık
2.1.010.06.00	Kanal 6	Gizli Köşe Bağlantı	M5	9	6	4.8	13.5	20	Zamak	6 gr
2.1.010.08.00	Kanal 8	Gizli Köşe Bağlantı	M6	13	8	6.7	21	30	Zamak	18.5 gr
2.1.010.10.00	Kanal 10	Gizli Köşe Bağlantı	M8	17	10	8.4	27	40	Zamak	41 gr

Kullanım Yeri

Genellikle çerçeve ve pano gibi mukavemet gerektirmeyen pratik uygulamaların montajında kullanılır.

Using Area

Often used in assembly of practical operations that do not require strength, such as frame and board.

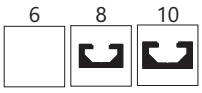

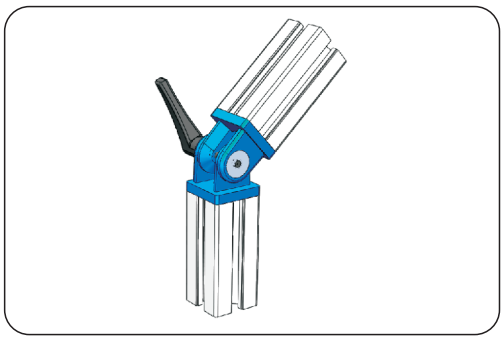



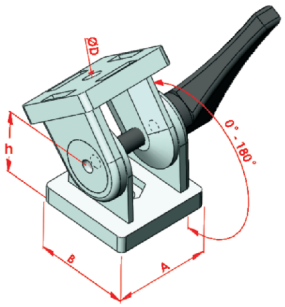

Kod	Ürün Adı	A	B	D	H	Malzeme	Ağırlık
2.2.009.08.3030	30x30 Hareketli Mafsal	30	30	Ø8	22.5	Zamak	132,5 gr
2.2.009.10.4040	40x40 Hareketli Mafsal	40	40	Ø8.5	30	Zamak	158 gr
2.2.009.10.4545	45x45 Hareketli Mafsal	45	45	Ø8.5	30	Zamak	309 gr

Kullanım Yeri

Hareketli bağlantı özelliği ile profillerin 90° den 270° ye kadar açılı bağlantısına olanak verir. Toplam 180° hareket alanı vardır. Kilitli sıkma kolu sayesinde istenen derecede sabitlenebilir. Dönme yönünde 1000N yüke dayanır. Bağlantı yüzükleri ve kanal sabitleyiciler ile K10 ve K8 profillerde kullanma imkanı vardır.

Using Area

With its movable connection feature, it allows angled connection of profiles from 90 ° to 270 °. Can be fixed to desired degree thanks to clamping arms. It is based on a load of 1000N in rotation direction. It is possible to use K10 and K8 profiles with connection rings and slots stabilizers.











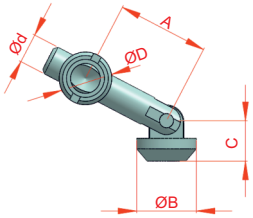

Kod		Ürün Adı	A	B	C	D	d	Malzeme	Ağırlık
2.1.012.08.02	Kanal 8	30x30 Açılı Çektirme Tip Bağlantı	12.5	15	9	12	6.8	Çelik	22.5 gr
2.1.012.10.02	Kanal 10	45x45 Açılı Çektirme Tip Bağlantı	26	17	11.5	15	8.5	Çelik	53 gr

Kullanım Yeri

Açılı kesilmiş profillerin bu bağlantı yöntemi ile diğer profilin kanalına bağlantısı mümkündür. Kanal ölçüsü 8 mm & 10 mm olan profillerde 60° - 180° arası açılı kesilmiş yüzeylerin bağlantısını sağlar.

Using Area

This fitting enables connecting angular-cut profiles to the slot of other profile. Ensures connection of angular-cut surfaces of 60° - 180° on profiles with a slot size of 8 mm &10 mm.

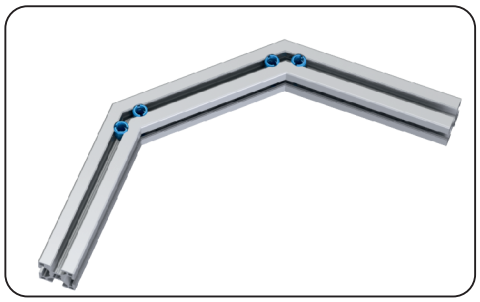



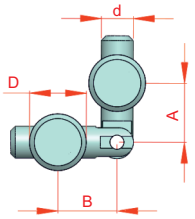

Kod		Ürün Adı	A	B	D	d	Malzeme	Ağırlık
2.1.012.08.03	Kanal 8	30x30 Mafsallı Çektirme Tip Bağlantı	12.5	11,5	12	6.8	Çelik	32.5 gr
2.1.012.10.03	Kanal 10	45x45 Mafsallı Çektirme Tip Bağlantı	26	26,75	15	8.5	Çelik	84 gr

Kullanım Yeri

İki profilin alın kısmından uç uca bağlanabilmesi için kullanılırlar. Kanal ölçüsü 8 mm & 10 mm olan profillerde 75° - 180° arası açılı kesilmiş yüzeylerin bağlantısını sağlar.

Using Area

Used for end-to-end connection of two profiles through butt. On profiles with slot size of 8 mm & 10 mm, it ensures connection of surfaces cut in angles between 60° - 180°.

Düz Çektirme Tip Bağlantı





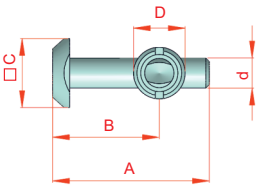

Kod		Ürün Adı	A	B	C	D	d	Malzeme	Ağırlık
2.1.012.08.00	Kanal 8	30x30 Düz Çektirme Tip Bağlantı	29	21	16	12	6.8	Çelik	24.5 gr
2.1.012.10.06	Kanal 10	40x40 Düz Çektirme Tip Bağlantı	25.5	31	20	15	8.5	Çelik	50 gr
2.1.012.10.01	Kanal 10	45x45 Düz Çektirme Tip Bağlantı	45.5	31	20	15	8.5	Çelik	54 gr

Kullanım Yeri

Kanal ölçüsü 8 mm & 10 mm olan profillerde 90° bağlantı uygulamalarında kullanımı tercih edilir. Çektirme tip bağlantının dışarıdan sıkılabilme özelliği ile profil istenen yerde sabitlenebilmektedir.

Using Area

Preferred on profiles with slot of 8 mm & 10 mm for connection operations of 90°. Thanks to external fastening feature of puller bracket, the profile can be fixed wherever required.

Alın Çektirme Tip Bağlantı

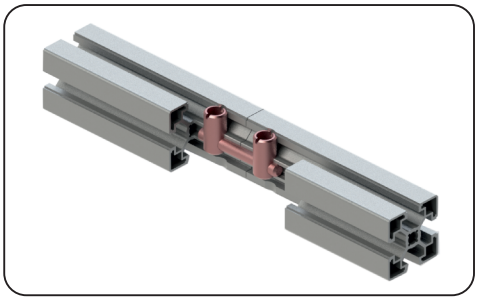



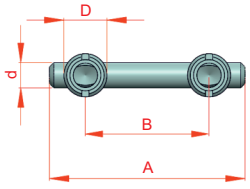

Kod		Ürün Adı	A	B	D	d	Malzeme	Ağırlık
2.1.012.10.05	Kanal 10	Alın Çektirme Tip Bağlantı	68	43	15	8.8	Çelik	80.5 gr

Kullanım Yeri

Kanal ölçüsü 10 mm olan profillerde 180° bağlantı uygulamalarında kullanımı tercih edilir. Profillerin aynı düzlemde uç uca birleştirilerek kullanılmasına olanak sağlar.

Using Area

Preferred for use in connection applications of 180° on profiles with slot size of 10 mm. Enables use through end-to-end combination of profiles on the same plane.

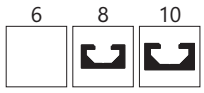

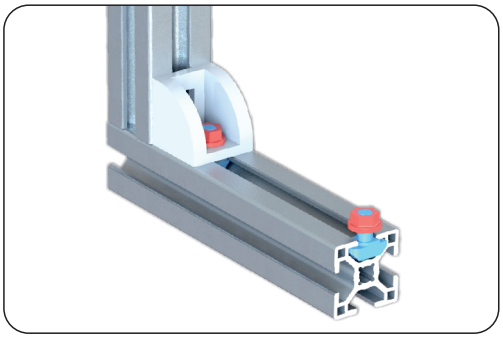



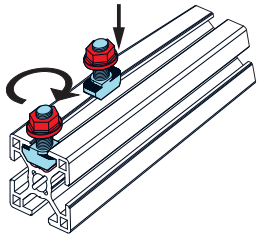

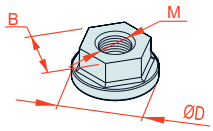

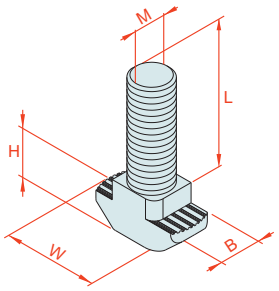

Kod		Ürün Adı	D	L	M	H	W	B	Malzeme	Ağırlık
2.1.002.08.0620	Kanal 8	M6x20 Saplamalı Som.	-	20	6	6,8	16	8	8.8 Çelik	7.5 gr
2.1.002.08.0625	Kanal 8	M6x25 Saplamalı Som.	-	25	6	6,8	16	8	8.8 Çelik	8 gr
2.1.002.10.0825	Kanal 10	M8x25 Saplamalı Som.	-	22	8	9,7	19,5	8,5	8.8 Çelik	14 gr
2.1.002.10.0830	Kanal 10	M8x30 Saplamalı Som.	-	30	8	9,7	19,5	8,5	8.8 Çelik	16 gr
2.1.002.10.0840	Kanal 10	M8x40 Saplamalı Som.	-	40	8	9,7	19,5	8,5	8.8 Çelik	18.5 gr
2.1.002.10.0860	Kanal 10	M8x60 Saplamalı Som.	-	60	8	9,7	19,5	8,5	8.8 Çelik	25.5 gr
2.1.009.00.06	Kanal 8	Küçük Bombe Başlı Somun	Ø14	-	6	-	-	10	8.8 Çelik	3 gr
2.1.009.01.08	Kanal 8	Küçük Bombe Başlı Somun	Ø16,9	-	8	-	-	13	8.8 Çelik	7.5gr
2.1.009.00.08	Kanal 10	Büyük Bombe Başlı Somun	Ø21	-	8	-	-	13	8.8 Çelik	9.5 gr

Kullanım Yeri

Mukavemet gerektiren montaj uygulamalarında kullanımı tercih edilir. Kanal ölçüsü 8 mm & 10 mm olan profillere istenen parçaların bağlantısını kolaylaştırır. Bağlantı parçasının yüksekliğine göre çeşitli boylarda saplamalı tırtıllı somunlar mevcuttur.

Using Area

Preferred for use in assembly operations that require resistance. Facilitates connection of parts to profiles with a slot size of 8 mm & 10 mm. Knurled nuts of various size are available depending on the height of fitting.

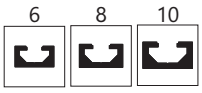





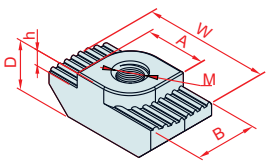

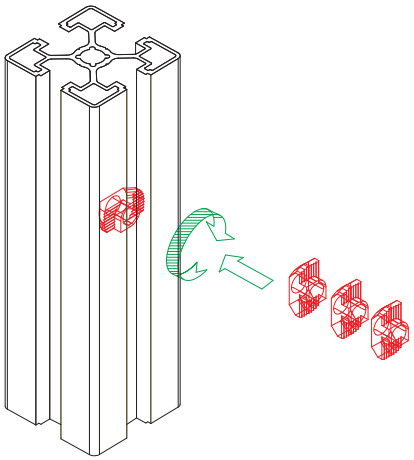

Kod	⌐¬	Ürün Adı	M	B	W	D	H	A	Malzeme	Ağırlık
2.1.001.06.04	Kanal 6	Tırtıllı Somun	M4	5.7	11.4	4.1	1.2	5.6	8.8 Çelik	1.2 gr
2.1.001.06.05	Kanal 6	Tırtıllı Somun	M5	5.7	11.4	4.1	1.2	5.6	8.8 Çelik	1 gr
2.1.001.08.04	Kanal 8	Tırtıllı Somun	M4	7.9	16	6.3	2	7.7	8.8 Çelik	3.6 gr
2.1.001.08.05	Kanal 8	Tırtıllı Somun	M5	7.9	16	6.3	2	7.7	8.8 Çelik	3.3 gr
2.1.001.08.06	Kanal 8	Tırtıllı Somun	M6	7.9	16	6.3	2	7.7	8.8 Çelik	3 gr
2.1.001.10.04	Kanal 10	Tırtıllı Somun	M4	10	19	8.7	3	9.8	8.8 Çelik	7.5 gr
2.1.001.10.05	Kanal 10	Tırtıllı Somun	M5	10	19	8.7	3	9.8	8.8 Çelik	7 gr
2.1.001.10.06	Kanal 10	Tırtıllı Somun	M6	10	19	8.7	3	9.8	8.8 Çelik	6.5 gr
2.1.001.10.08	Kanal 10	Tırtıllı Somun	M8	10	19	8.7	3	9.8	8.8 Çelik	5.5 gr
2.1.001.08.06.00	Kanal 8	Paslanmaz Tırtıllı Somun	M6	7,9	16	6.3	2	7.7	Paslanmaz	2.7 gr
2.1.001.10.06.00	Kanal 10	Paslanmaz Tırtıllı Somun	M6	10	19	8.7	3	9.8	Paslanmaz	5.9 gr
2.1.001.10.08.00	Kanal 10	Paslanmaz Tırtıllı Somun	M8	10	19	8.7	3	9.8	Paslanmaz	5 gr

Kullanım Yeri

Profil kanallarına istenen bağlantı elemanı ve aparatların tırtıllı somun ile bağlanabilmesi mümkündür. Tırtıllı yapısı sayesinde profilin içerisine temas ederek kaymayı ve gevşemeyi engeller.

Using Area

Any fastener and apparatus can be connected to profile slots by means of knurled nut. Knurled structure gets in touch with interior of profile and prevents sliding and loosening.

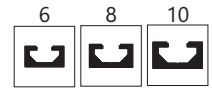




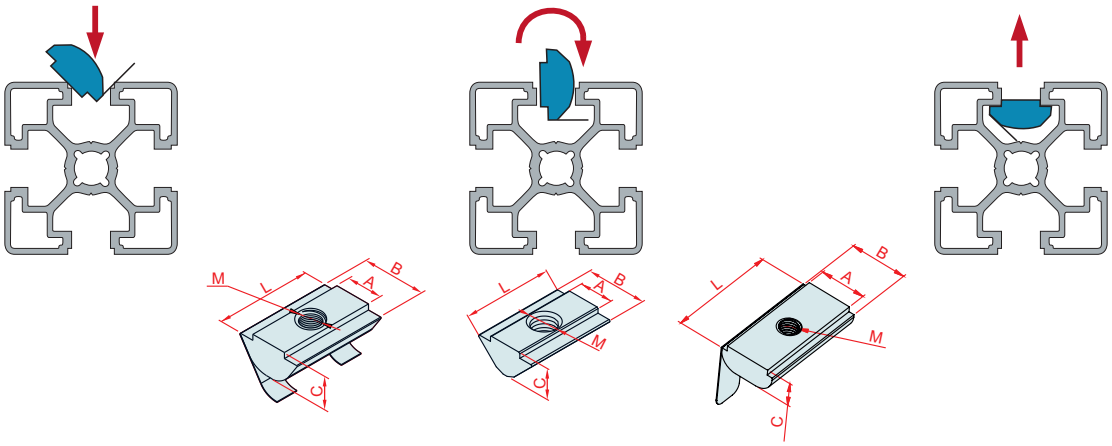

Kod		Ürün Adı	M	A	B	C	L	Malzeme	Ağırlık
2.1.003.08.04.001	Kanal 8	30x30 Prf. Yaylı Kanal Somunu	M4	8	10	4.5	20	ST 37	6 gr
2.1.003.08.05.001	Kanal 8	30x30 Prf. Yaylı Kanal Somunu	M5	8	10	4.5	20	ST 37	5 gr
2.1.003.08.06.001	Kanal 8	30x30 Prf. Yaylı Kanal Somunu	M6	8	10	4.5	20	ST 37	5 gr
2.1.003.08.08.001	Kanal 8	30x30 Prf. Yaylı Kanal Somunu	M8	8	10	4.5	20	ST 37	4 gr
2.1.003.08.04.002	Kanal 8	40x40 Prf. Yaylı Kanal Somunu	M4	8	12	5.45	20	ST 37	12 gr
2.1.003.08.05.002	Kanal 8	40x40 Prf. Yaylı Kanal Somunu	M5	8	12	5.45	20	ST 37	12 gr
2.1.003.08.06.002	Kanal 8	40x40 Prf. Yaylı Kanal Somunu	M6	8	12	5.45	20	ST 37	12 gr
2.1.003.08.08.002	Kanal 8	40x40 Prf. Yaylı Kanal Somunu	M8	8	12	5.45	20	ST 37	10 gr
2.1.003.08.04	Kanal 8	Yaylı Kanal Somunu	M4	8	13	5.5	16	ST 37	3.8 gr
2.1.003.08.05	Kanal 8	Yaylı Kanal Somunu	M5	8	13	5.5	16	ST 37	4 gr
2.1.003.08.06	Kanal 8	Yaylı Kanal Somunu	M6	8	13	5.5	16	ST 37	5.5 gr
2.1.003.08.08	Kanal 8	Yaylı Kanal Somunu	M8	8	13	5.5	16	ST 37	4.5 gr
2.1.003.10.04	Kanal 10	Yaylı Kanal Somunu	M4	10	15	7.5	20	ST 37	12 gr
2.1.003.10.05	Kanal 10	Yaylı Kanal Somunu	M5	10	15	7.5	20	ST 37	11.5 gr
2.1.003.10.06	Kanal 10	Yaylı Kanal Somunu	M6	10	15	7.5	20	ST 37	11.5 gr
2.1.003.10.08	Kanal 10	Yaylı Kanal Somunu	M8	10	15	7.5	20	ST 37	10.5 gr
2.1.007.06.04	Kanal 6	Modül T- Kanal Somunu	M4	6.1	11	5.5	16	ST 37	4 gr
2.1.007.06.05	Kanal 6	Modül T- Kanal Somunu	M5	6.1	11	5.5	16	ST 37	4 gr
2.1.007.06.06	Kanal 6	Modül T- Kanal Somunu	M6	6.1	11	5.5	16	ST 37	3 gr
2.1.003.08.04.002	Kanal 8	Yaylı Somun Dıştan	M4	8	12	5.45	20	ST 37	8 gr
2.1.003.08.05.002	Kanal 8	Yaylı Somun Dıştan	M5	8	12	5.45	20	ST 37	8 gr
2.1.003.08.06.002	Kanal 8	Yaylı Somun Dıştan	M6	8	12	5.45	20	ST 37	8 gr
2.1.003.08.08.002	Kanal 8	Yaylı Somun Dıştan	M8	8	12	5.45	20	ST 37	6 gr

Kullanım Yeri

Yaylı kanal somunları, Kanal içinde sabit kalma özelliği olan yaylı somunlar istenen konumda montaj yapılmasına imkan sağlar. Kanal ölçüsü 10 mm olan profil çeşitlerinde kullanılabilirler. Modül T somunları, Kanal ölçüsü 6 mm olan profil ve modüllerde kullanımı uygundur. Alternatif bağlantı elemanı olarak kullanılabildiği gibi modül ve yataklamalarda siviç ve sensörlerin bağlantıları için kullanılabilmektedir.

Using Area

Spring nuts, which enable remaining stable within slot, allow for assembly at desired position. Can be used on profile types with a slot size of 10 mm.

Module T nuts, Suitable for use on profiles and modules with a slot size of 6 mm. Can be employed either as alternative fitting or for connections of switches and sensors on modules and bedding.

6 8 10



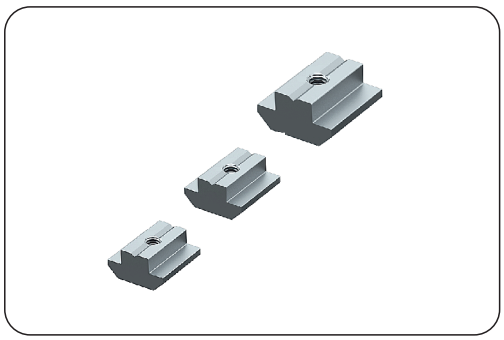

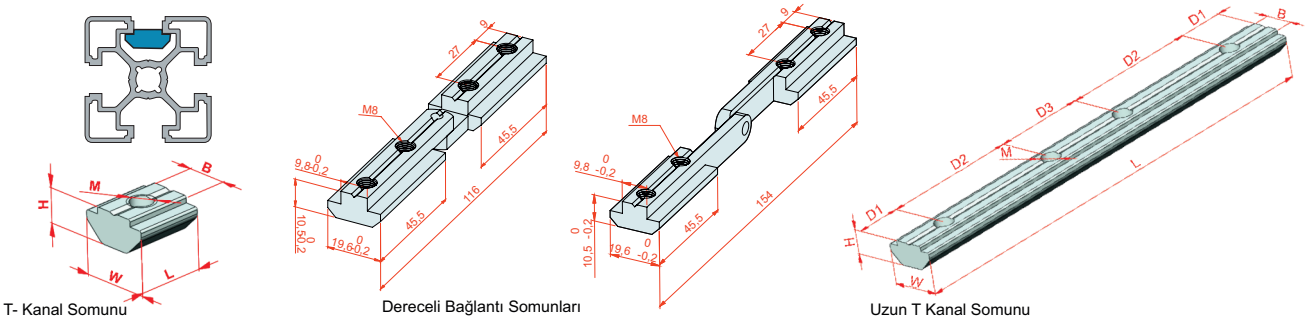

Uç uca profil bağlantılarında ve güçlü bağlantı oluşumlarında kullanılır. / *It is used on additional profile connections and strong connections.*

Kod		Ürün Adı	M	B	W	L	D3	D2	D1	H	Malzeme	Ağırlık
2.1.008.06.100	Kanal 6	Uzun T Kanal Som.	M5	6	10	100	20	30	10	5	ST 37	29 gr
2.1.008.08.120	Kanal 8	Uzun T Kanal Som.	M6	7,8	16	120	35	35	7,5	6	ST 37	77.5 gr
2.1.008.10.140	Kanal 10	Uzun T Kanal Som.	M8	10	20	140	30	40	15	10,5	ST 37	150 gr

Kod		Ürün Adı	M	B	W	L	H	Malzeme	Ağırlık
2.1.006.06.04	Kanal 6	T- Kanal Somunu	M4	6	10	10	5	ST 37	2.5 gr
2.1.006.06.05	Kanal 6	T- Kanal Somunu	M5	6	10	10	5	ST 37	2 gr
2.1.006.06.06	Kanal 6	T- Kanal Somunu	M6	6	10	10	5	ST 37	2 gr
2.1.006.08.04	Kanal 8	T- Kanal Somunu	M4	7.8	16	16	6	ST 37	9 gr
2.1.006.08.05	Kanal 8	T- Kanal Somunu	M5	7.8	16	16	6	ST 37	8.5 gr
2.1.006.08.06	Kanal 8	T- Kanal Somunu	M6	7.8	16	16	6	ST 37	8.5 gr
2.1.006.08.08	Kanal 8	T- Kanal Somunu	M8	7.8	16	16	6	ST 37	7.5 gr
2.1.006.10.04	Kanal 10	T- Kanal Somunu	M4	10.1	20	20	10,5	ST 37	21.5 gr
2.1.006.10.05	Kanal 10	T- Kanal Somunu	M5	10.1	20	20	10,5	ST 37	20.5 gr
2.1.006.10.06	Kanal 10	T- Kanal Somunu	M6	10.1	20	20	10,5	ST 37	19.5 gr
2.1.006.10.08	Kanal 10	T- Kanal Somunu	M8	10.1	20	20	10,5	ST 37	18.5 gr

Kod		Ürün Adı	Malzeme	Ağırlık
2.2.011.10.0114.08	Kanal 8	Yatay Dereceli Bağlantı Somunu	Karbon çeliği	100 gr
2.2.011.10.0154.08	Kanal 8	Dikey Dereceli Bağlantı Somunu	Karbon çeliği	110 gr

Kullanım Yeri

Geniş tutma yüzeyi sayesinde kuvvetli bağlantı gerektiren yerlerde kullanımı uygundur. Tırtıllı somunlar gibi kanala üstten takılması mümkün değildir, profillerin başından kanala yerleştirilerek kullanılmaktadır. Mukavemet gerektiren montaj uygulamalarında 10 mm kanal ölçülü iki profilin 180° uç uca bağlanmasını sağlar. Profil kanalına geniş alanda tutunma yüzeyi oluşturur.

Using Area

Thanks to wide retention surface, they are suitable where strong connection is required. Unlike knurled nuts, they cannot be mounted on slot from upper part; they are placed in the slot from the beginning of profile. Ensures 180° end-to-end connection of two profiles with slot size of 10 mm in strength-requiring assembly applications. Provides profile slot with a wider retention surface.







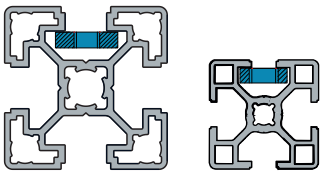

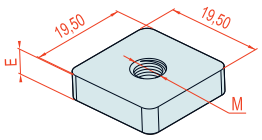

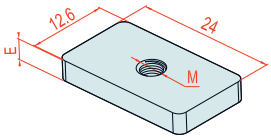

Kod	⌴	Ürün Adı	M	E	Malzeme	Ağırlık
2.1.005.08.04	Kanal 8	Dikdörtgen Somun	M4	5	HRP	10.5 gr
2.1.005.08.05	Kanal 8	Dikdörtgen Somun	M5	5	HRP	10 gr
2.1.005.08.06	Kanal 8	Dikdörtgen Somun	M6	5	HRP	10 gr
2.1.005.08.08	Kanal 8	Dikdörtgen Somun	M8	5	HRP	9 gr
2.1.004.10.04	Kanal 10	Kare Somun	M4	5	HRP	13.5 gr
2.1.004.10.05	Kanal 10	Kare Somun	M5	5	HRP	13 gr
2.1.004.10.06	Kanal 10	Kare Somun	M6	5	HRP	13 gr
2.1.004.10.08	Kanal 10	Kare Somun	M8	5	HRP	12 gr
2.1.004.10.10	Kanal 10	Kare Somun	M10	5	HRP	10.5 gr

Kullanım Yeri

Dikdörtgen Somun: Kanal ölçüsü 8 mm olan profillerde bağlantı ekipmanları ve aksesuarların bağlanabilmesi için kullanılır. Profil kanallarına başlardan takılmak suretiyle istenenilen parçaların montajı mümkündür.
Kare Somun: Kanal ölçüsü 10 mm olan profillerde bağlantı ekipmanları ve aksesuarların bağlanabilmesi için kullanılır. Profil kanallarına başlardan takılmak suretiyle istenen parçaların montajı mümkündür.

Using Area

Rectangular Nuts: Used for connection of fastening equipments and accessories on profiles with a slot size of 8 mm. It is possible to mount any required piece by means of assembly from the head of profile slots.
Square Nuts: Used for connection of fastening equipments and accessories on profiles with a slot size of 10 mm. It is possible to mount any required piece by means of assembly from the head of profile slots.

Raf Ayar Sacı

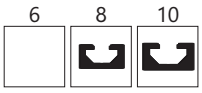





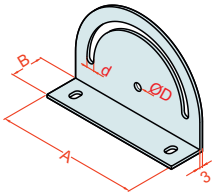

Kod	⌴	Ürün Adı	A	B	d	Ø D	Malzeme	Ağırlık
2.2.007.08	Kanal 8	Raf Ayar Sacı	120	30	6.5	6.5	HRP	247.5 gr
2.2.007.10	Kanal 10	Raf Ayar Sacı	120	38	8.5	8.5	HRP	242.5 gr

Kullanım Yeri

Çalışma ve montaj masaları raflarının 180° açıya kadar istenildiği yerde sabitlenmesine olanak sağlayan bağlantı elemanıdır. 8 mm & 10 mm kanal ölçülü profillerde kullanım uygundur.

Using Area

This fastener enables fixing shelves of work and assembly benches anywhere at an angle of 180°. Suitable for use on profiles with slot size of 8 mm & 10mm.

Paralel Bağlantı Parçası





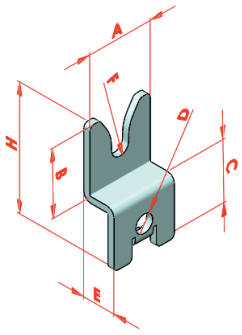

Kod	Ürün Adı	A	B	C	ØD	E	F	H	Malzeme	Ağırlık
2.2.002.10.180180.10	Paralel Bağlantı Parçası	30	30	27	8,5	15	8,5	57	Çelik	38.5 gr

Kullanım Yeri

Güvenlik kabini ve panel kanatlarının bağlantısında kullanılan yardımcı parçalardır. Demonte özelliği sayesinde istenildiğinde kolayca sökülerek kanat sayısı arttırılıp azaltılabilir.

Using Area

Auxiliary components used in connection of safety cabin and board sashes. Thanks to dismounting feature, it can be easily removed and number of sashes can be changed.









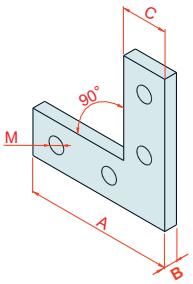

Kod	Prf Ebat	Ürün Adı	A	B	C	M	Malzeme	Ağırlık
2.2.011.06.090.20	20x20	90° Bağlantı Parçası	45	3	9.3	M4	HRP	17.5 gr
2.2.011.06.090.25	25x25	90° Bağlantı Parçası	45	4	12.3	M5	HRP	30 gr
2.2.011.08.090	30x30	90° Bağlantı Parçası	45	4	14	M6	HRP	33.5 gr
2.2.011.10.090.40	40x40	90° Bağlantı Parçası	61,5	4	16,5	M6	HRP	52.3 gr
2.2.011.10.090	45x45	90° Bağlantı Parçası	55	5	19,5	M8	HRP	71 gr

Kullanım Yeri

45° açılı kesilmiş profillerin uç uca bağlantısı ile 90° lik bağlantı konstrüksiyonları oluşturulur. açılı profillerin dışarıdan ve pratik bağlantılarında tercih edilir.

Using Area

End-to-end connections of 45-degree cut profiles create 90-degree connection constructions.They preferred for external and practical connections of angled profiles.







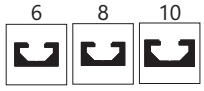





120°

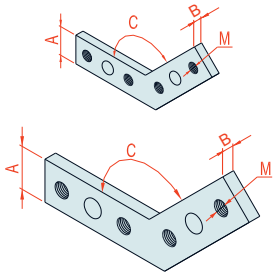

135°

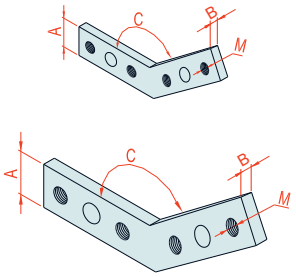

Kod	Prf Ebat	Ürün Adı	A	B	C	M	Malzeme	Ağırlık
2.2.011.06.120.20	20x20	120° Bağlantı Parçası	9.3	3	120	M4	HRP	17 gr
2.2.011.06.120.25	25x25	120° Bağlantı Parçası	12.3	4	120	M5	HRP	27 gr
2.2.011.08.120	30x30	120° Bağlantı Parçası	14	4	120	M6	HRP	43 gr
2.2.011.10.120.40	40x40	120° Bağlantı Parçası	16.6	4	120	M6	HRP	49 gr
2.2.011.10.120	45x45	120° Bağlantı Parçası	19.5	5	120	M8	HRP	92 gr
2.2.011.06.135.20	20x20	135° Bağlantı Parçası	9.3	3	135	M4	HRP	16 gr
2.2.011.06.135.25	25x25	135° Bağlantı Parçası	12.3	4	135	M5	HRP	27 gr
2.2.011.08.135	30x30	135° Bağlantı Parçası	14	4	135	M6	HRP	41 gr
2.2.011.10.135.40	40x40	135° Bağlantı Parçası	16.5	4	135	M6	HRP	48 gr
2.2.011.10.135	45x45	135° Bağlantı Parçası	19.5	5	135	M8	HRP	88 gr

Kullanım Yeri

120º & 135º açılı kesilmiş profillerin uç uca bağlantısını sağlar. Açılı profillerindışarıdan ve pratik bağlantılarında tercih edilir.

Using Area

Ensures end-to-end connection of profiles cut in an angle of 120º & 135º preferred for external and practical connection of angular profiles.















Düz Bağlantı Sacları

Kod	Ürün Adı	A	B	C	ØD	L	K	Malzeme	Ağırlık
2.2.002.10.4080.01	Düz Ek Bağlantı Sacı	72.5	40	40	6.5	150	4	HRP	330 gr
2.2.002.10.4590.01	Düz Ek Bağlantı Sacı	85	45	45	8.5	175	5	HRP	564 gr

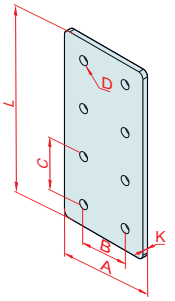

İki Yönlü Bağlantı Sacları

Kod	Prf Ebat	Ürün Adı	A	B	ØD	K	Malzeme	Ağırlık
2.2.002.06.2025.02	20x25	Bağlantı Sacı	75	75	5	3	HRP	96.5 gr
2.2.002.08.3030.02	30x30	Bağlantı Sacı	80	80	6.5	3	HRP	119 gr
2.2.002.10.4040.02	40x40	Bağlantı Sacı	110	110	6.5	3	HRP	218 gr
2.2.002.10.4545.02	45x45	Bağlantı Sacı	120	120	8.5	3	HRP	256 gr
2.2.002.10.4590.02	45x90	Bağlantı Sacı	180	180	8.5	4	HRP	850 gr
2.2.002.10.8080.02	80x80	Bağlantı Sacı	200	200	6.5	4	HRP	990 gr
2.2.002.10.9090.02	90x90	Bağlantı Sacı	240	240	8.5	5	HRP	1.782 gr
2.2.002.10.100100.02	100x100	Bağlantı Sacı	250	250	8.5	5	HRP	1.922 gr

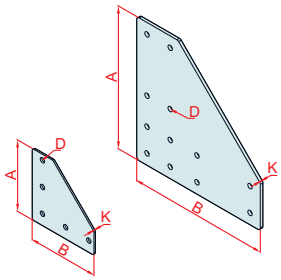

Üç Yönlü Bağlantı Sacları

Kod	Prf Ebat	Ürün Adı	A	B	ØD	K	Malzeme	Ağırlık
2.2.002.06.2025.03	20x25	Bağlantı Sacı	75	86	5	3	HRP	109.5 gr
2.2.002.08.3030.03	30x30	Bağlantı Sacı	90	150	6.5	3	HRP	221.5 gr
2.2.002.10.4040.03	40x40	Bağlantı Sacı	110	150	6.5	3	HRP	280 gr
2.2.002.10.4545.03	45x45	Bağlantı Sacı	120	160	8.5	3	HRP	322 gr
2.2.002.10.4590.03	45x90	Bağlantı Sacı	170	130	8.5	4	HRP	622 gr
2.2.002.10.8080.03	80x80	Bağlantı Sacı	160	220	6.5	4	HRP	900 gr
2.2.002.10.9090.03	90x90	Bağlantı Sacı	200	250	8.5	5	HRP	1.581 gr
2.2.002.10.100100.03	100x100	Bağlantı Sacı	230	290	8.5	5	HRP	2.078 gr

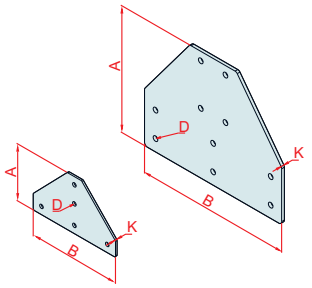

Dört Yönlü Bağlantı Sacları

Kod	Prf Ebat	Ürün Adı	A	B	ØD	K	Malzeme	Ağırlık
2.2.002.06.2025.04	20x25	Bağlantı Sacı	130	130	5	3	HRP	248 gr
2.2.002.08.3030.04	30x30	Bağlantı Sacı	150	150	6.5	3	HRP	334 gr
2.2.002.10.4040.04	40x40	Bağlantı Sacı	150	150	6.5	3	HRP	374 gr
2.2.002.10.4545.04	45x45	Bağlantı Sacı	180	180	8.5	4	HRP	689 gr
2.2.002.10.8080.04	80x80	Bağlantı Sacı	200	220	6.5	4	HRP	1.180 gr
2.2.002.10.9090.04	90x90	Bağlantı Sacı	311	311	8.5	5	HRP	2.739 gr

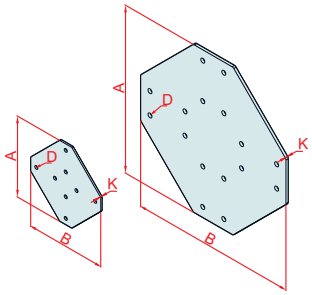

Kullanım Yeri

Bu bağlantı sayesinde profillere hiçbir işlem yapmadan civata ile birkaç profili birbirine bağlamak mümkündür. Estetik bir görüntü sağlar genellikle makinelerde ve konveyör ayaklarında kullanılır. Mukavemet gerektiren yerlerde takviye amaçlı alternatif bağlantı olanağı sağlar.

Using Area

It's possible to mount more than one profile by using bolts without making any holes on profiles. It's mostly used on machines and conveyors's feets and it provides an aesthetics apperiance. It's used as support on areas which need strength Also it provides alternative option connection as support.

Köşe Ayak Bağlantı Sacı



YENİ



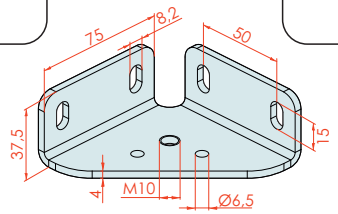

Kod	Ürün Adı	Malzeme	Ağırlık
2.2.002.040045.00.10	Köşe Ayak Bağlantı Parçası 40-45 M10 Çinko	DKP	45 gr

Kullanım Yeri

1 - Mukavemetli köşe bağlantı olarak kullanılabilen bağlantı sacı ayrıca dış yüzeyinde bulunan bağlantı delikleri sayesinde mdf, sac, pleksi vb. ürünlerin montaj edilmesine imkan sağlamaktadır.

2 - Köşe bağlantısının yanı sıra ayak bağlantı sacı olarak da kullanılabilmektedir. İçten bağlantı sistemi sayesinde estetik görünüm ve mukavemetli bağlantı sağlanmaktadır. Standartı M10 olan klavuz yerine M12 ve M16 klavuz çekilerek farklı ölçüde ayak bağlantılarının yapılması mümkündür.

Using Area

1-The connection sheet, which can be used as a strong corner connection, is also made of mdf, sheet metal, plexi etc. thanks to the connection holes on its outer surface. It enables the assembly of products.

2-In addition to the corner connection, it can be used as a foot connection plate. Thanks to the internal connection system, aesthetic appearance and durable connection are provided. It is possible to make different foot connections by pulling the M12 and M16 guides instead of the standard M10 guides.

Bağlantı Aksesuarları
Connection Accessories

Tekerlekli Ayak Bağlantı Sacı



YENİ



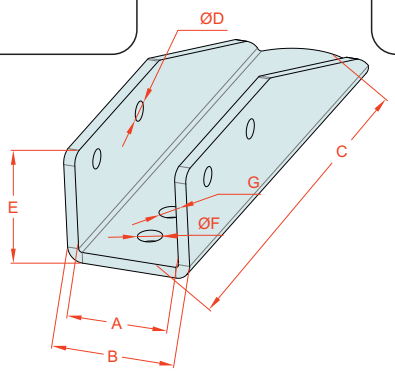

Kod	Ürün Adı	A	B	C	ØD	E	ØF	G	Malzeme	Ağırlık
2.2.001.040080.00.10	Ayak Bağlantı Sacı 40x80 Çinko	40	50	190	Ø8,50	40	Ø10,50	M12	HRP SAC	724 gr
2.2.001.045090.00.10	Ayak Bağlantı Sacı 45x90 Çinko	45	55	198	Ø8,50	50	Ø10,50	M12	HRP SAC	885 gr

Kullanım Yeri

40x80 & 45x90 sigma profil ve tekerlek ile plastik ayakların montajında kullanılır.

Using Area

40x80 & 45x90 sıgma profile and wheel can be used of assembly to the plastic feets.







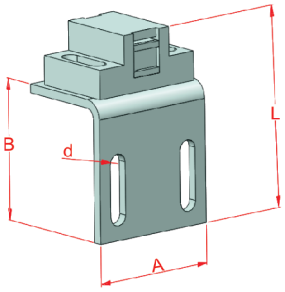

Mıknatıs

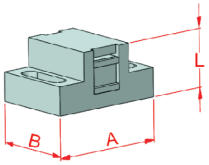

Tutucu Parçası

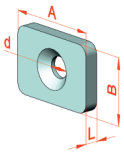

Kod	⊔	Ürün Adı	A	B	L	Ød	Malzeme	Ağırlık
2.2.004.2025	Kanal 6	Mıknatıs Bağlantı Takımı	45	20	40	Ø5.5	Sac+Plastik	88.5 gr
2.2.004.3035	Kanal 8	Mıknatıs Bağlantı Takımı	45	35	55	Ø6.5	Sac+Plastik	104 gr
2.2.004.4045	Kanal 10	Mıknatıs Bağlantı Takımı	45	47	67	Ø6.5	Sac+Plastik	113 gr
2.2.004.0001	6 - 8 - 10	Mıknatıs Tutucu Parçası	28	20	4	Ø6.5	Sac	14.5 gr
2.2.004.0000.00	-	Mıknatıs	40	28	20	-	Alnico	31 gr

Kullanım Yeri

Kabin ve dolap kapaklarının kapalı kalması için kullanılan yardımcı elemanlardır. Mıknatıslar, profil kanallarına bağlanır ve kapakların kapatıldıktan sonra sabit kalmasını sağlar.

Using Area

Auxiliary elements used to keep cabin and cabinet doors closed. Magnets are connected to profile slots and keep the caps closed after being shut.

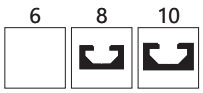

YENİ





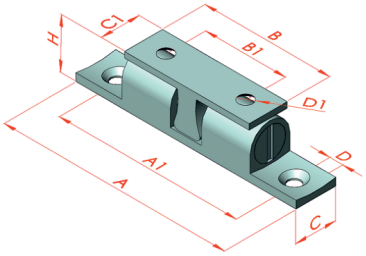

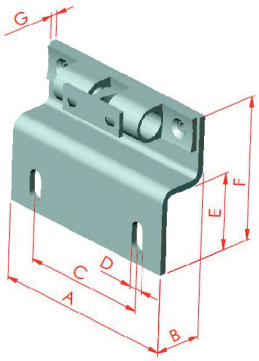

Kod	Ürün Adı	A	A1	B	B1	C	C1	D	D1	H	E	F	G	RENK	Malzeme	Ağırlık
2.2.004.08.000	Bilyalı Çıt Çıt 30-25-20	42	34	22,8	15,3	8	7,8	3,5	3,7	10,5	-	-	-	NİKEL	PİRİNÇ	13 gr
2.2.004.10.000	Bilyalı Çıt Çıt 45-40-35	58	46,6	32,8	22	10,5	10	4,2	4,2	13	-	-	-	NİKEL	PİRİNÇ	29 gr
2.2.004.08.000.10	Takım Bilyalı Çıt Çıt 30-25-20	43	33	15	-	30	-	4,5	-	-	21	45,5	2	NİKEL	PİRİNÇ	36 gr
2.2.004.10.000.10	Takım Bilyalı Çıt Çıt 45-40-35	60	46,6	17	-	41	-	4,5	-	-	28	62	2	NİKEL	PİRİNÇ	68 gr

Kullanım Yeri

Kabin montaj uygulamalarının açılır kapanır kapaklarının sabit kalması için kullanılan kilit mekanizmasıdır.

Using Area

Lock mechanism used for stabilizing the opening/ closing doors in cabin assembly applications.

Ayak Yer Bağlantı Parçaları





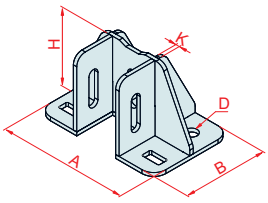

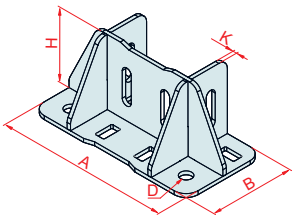

Kod	Prf Ebat	Ürün Adı	A	B	D	H	K	Malzeme	Ağırlık
2.2.002.040040.00.10	40x40	Ayak Yer Bağlantı Parçası	130	89	13	66	4	HRP	740 gr
2.2.002.040080.00.10	40x80	Ayak Yer Bağlantı Parçası	170	86	13	66	4	HRP	860 gr
2.2.002.045045.00.10	45x45	Ayak Yer Bağlantı Parçası	135	89	13	80	4	HRP	862 gr
2.2.002.045090.00.10	45x90	Ayak Yer Bağlantı Parçası	180	89	13	80	4	HRP	972 gr

Kullanım Yeri

Şase ve kabin ayaklarında yere sabitlenmesi gereken durumlarda kullanılırlar. İki ayrı eksende federleri bulunan yüksek mukavemetli metal bağlantı parçalarıdır.

Using Area

Used where it is necessary to fix frame and cabin feet to the ground. Very strong metal fasteners with tie pieces on two axes.

Ayak Sabitleme Parçası





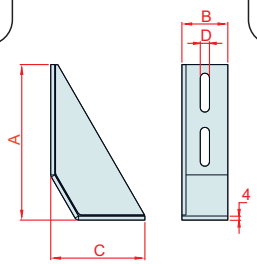

Kod	Ürün Adı	A	B	C	D	Malzeme	Ağırlık
2.2.002.00.00	Ayak Sabitleme Parçası (SAĞ)	153	45	92	9	HRP	488.5 gr
2.2.002.00.01	Ayak Sabitleme Parçası (SOL)	153	45	92	9	HRP	488.5 gr

Kullanım Yeri

Montaj uygulamalarında ayakların yere sabitlenmesi gereken durumlarda kullanılırlar. Sağ ve sol olmak üzere iki seçeneği mevcuttur. Konveyör şaseleri, masa ayakları, makine şaseleri bazı kullanım alanlarındandır.

Using Area

Used when the feed need to be fixed on the ground during assembly. Right and left options are available. Areas of use include conveyor frames, table legs, machine frames.



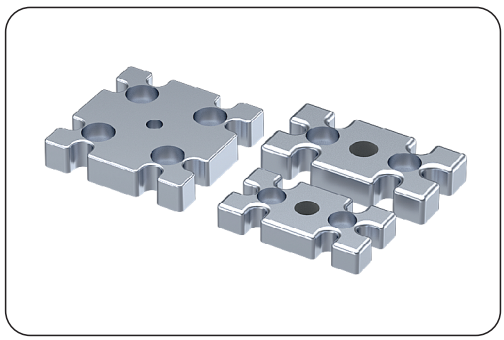

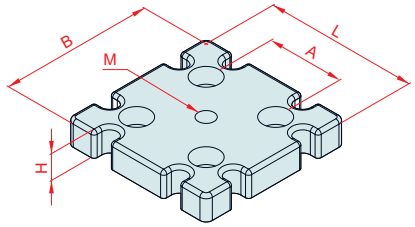

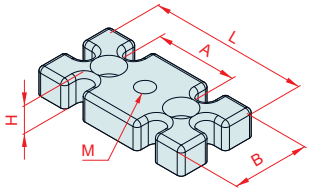

Kod	Prf Ebat	Ürün Adı	M	A	L	B	H	Malzeme	Ağırlık
2.2.005.3060.06	30x30 30x60	Ayak Bağ. Par.	M6	30	60	30	16	Alm. Enjek	45 gr
2.2.005.3060.08	30x30 30x60	Ayak Bağ. Par.	M8	30	60	30	16	Alm. Enjek	45 gr
2.2.005.4080.10	40x80 45x45	Ayak Bağ. Par.	M10	40	80	40	15	Alm. Enjek	76 gr
2.2.005.4080.12	40x80 45x45	Ayak Bağ. Par.	M12	40	80	40	15	Alm. Enjek	74.5 gr
2.2.005.4590.10	45x90	Ayak Bağ. Par.	M10	45	90	45	15	Alm. Enjek	101 gr
2.2.005.4590.12	45x90	Ayak Bağ. Par.	M12	45	90	45	15	Alm. Enjek	100 gr
2.2.005.050100.10	50x100	Ayak Bağ. Par.	M10	45	90	45	15	Alm. Enjek	95.5 gr
2.2.005.6060.10	60x60	Ayak Bağ. Par.	M10	50	100	60	15	Alm. Enjek	180 gr
2.2.005.6060.10	60x60	Ayak Bağ. Par.	M10	30	60	60	15	Alm. Enjek	119 gr
2.2.005.6060.12	60x60	Ayak Bağ. Par.	M12	30	60	60	15	Alm. Enjek	119 gr
2.2.005.8080.10	80x80	Ayak Bağ. Par.	M10	40	80	80	15	Alm. Enjek	218.5 gr
2.2.005.8080.12	80x80	Ayak Bağ. Par.	M12	40	80	80	15	Alm. Enjek	217.5 gr
2.2.005.9090.12	90x90	Ayak Bağ. Par.	M12	45	90	90	15	Alm. Enjek	201 gr
2.2.005.9090.16	90x90	Ayak Bağ. Par.	M16	45	90	90	15	Alm. Enjek	195 gr
2.2.005.100100.10	100x100	Ayak Bağ. Par.	M10	50	100	100	15	Alm. Enjek	370 gr

Kullanım Yeri

Mafsallı ayakların ve tekerleklerin konstrüksiyona sağlam montajlanmasına imkan sağlar. Profil kesitine göre tasarlanmış farklı ebatlarda çeşitleri mevcuttur.

Using Area

Enables sound assembly of jointed feet and wheels on the construction. Various sizes, designed according to profile section, are available.





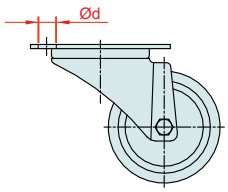

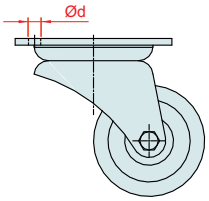

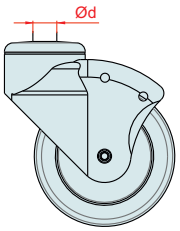

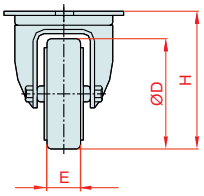

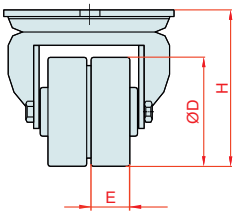

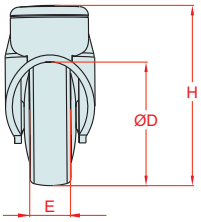

Kod	Ürün Adı	E	Ø D	Ø d	H	Yükleme Kap.	Malzeme	Ağırlık
2.3.004.050.01	Ø50 Tekli Tekerlek	20	50	10	70	35 kg	Polyamid	204 gr
2.3.004.050.02	Ø50 Çiftli Tekerlek	20	50	10	70	55 kg	Polyamid	277 gr
2.3.004.075.01	Ø75 Tekli Tekerlek	25	75	10	100	60 kg	Polyamid	298 gr
2.3.004.075.02	Ø75 Çiftli Tekerlek	25	75	10	100	80 kg	Polyamid	538 gr
2.3.004.100.01	Ø100 Tekli Tekerlek	30	100	12	130	140 kg	Polyamid	719 gr
YENİ 2.3.004.080.02	Ø80 Tekli Tekerlek Frenli	30	100	12	130	140 kg	Polyamid	719 gr
YENİ 2.3.004.080.03	Ø80 Çiftli Tekerlek Frensiz	25	75	10	100	80 kg	Polyamid	538 gr
YENİ 2.3.004.100.02	Ø100 Tekli Tekerlek Frenli	30	100	12	150	140 kg	Polyamid	719 gr
YENİ 2.3.004.100.03	Ø100 Tekli Tekerlek Frensiz	36	100	11	150	140 kg	Polyamid	450 gr

Kullanım Yeri

Sabit olması istenmeyen ünitelerin, çeşitli çapta tekerlekler kullanılarak hareket etmesi sağlanabilir. Kilit tertibatı sayesinde istenildiği yerde sabitlemek mümkündür. Servis masaları, taşıma arabaları, konveyör ayakları bazı kullanım alanlarındandır.

Using Area

Units, which are required not to be immobile, can be moved by means of wheels of various diameters. Can be fixed anywhere thanks to lock mechanism. Areas of use include trolleys, carriages and conveyor feet.





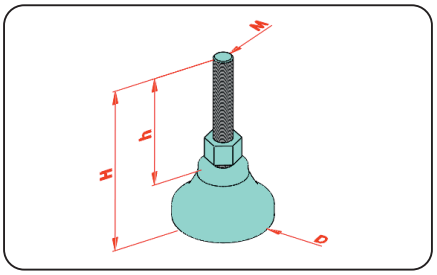



Kod	Ürün Adı	D	M	H	h	Malzeme	Ağırlık	Taş. Yük
2.3.002.0650	M6 Plastik Ayak	Ø 50	M6	63	30	Plastik	32 gr	39 kg
2.3.002.0845	M8 Plastik Ayak	Ø 50	M8	82	50	Plastik	44 gr	49.5 kg
2.3.002.1050	M10 Plastik Ayak	Ø 60	M10	87	50	Plastik	86 gr	114 kg
2.3.002.10100	M10 Plastik Ayak	Ø 60	M10	137	99	Plastik	111 gr	114 kg
2.3.002.1250	M12 Plastik Ayak	Ø 60	M12	80	50	Plastik	101 gr	152kg
2.3.002.1650	M16 Plastik Ayak	Ø 108	M16	145	99	Plastik	283 gr	325.5 kg

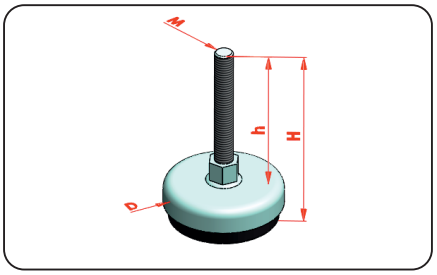



Kod	Ürün Adı	D	M	H	h	Malzeme	Ağırlık	Taş. Yük
2.3.003.060	M10 Krom Kaplı Ayak	Ø 60	M10	103	70	Krom-Çelik	188 gr	190 kg
2.3.003.080	M12 Krom Kaplı Ayak	Ø 80	M12	146	100	Krom-Çelik	479 gr	489 kg
2.3.003.120	M16 Krom Kaplı Ayak	Ø 120	M16	150	100	Krom-Çelik	1.081 gr	1.150 kg

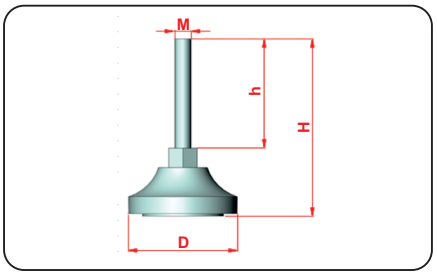



Kod	Ürün Adı	D	M	H	h	Malzeme	Ağırlık	Taş. Yük
2.3.001.0650	M6 Kromlu Metal Ayak 20x20	Ø 40	M6	80	50	Otomat	150 gr	130 kg
2.3.001.0850	M8 Kromlu Metal Ayak 30x30	Ø 50	M8	80	50	Otomat	250 gr	180 kg

Kullanım Yeri

Profil konstrüksiyonlarının yere teması için kullanılan ayak çeşididir. Mafsallı yapısı sayesinde bulunduğu zeminin şekline kolayca adapte olur. Çalışma ve montaj masaları, test cihazları kullanım yerlerinden bazılarıdır.



Using Area

This foot type is used for ground contact of medium-load profile constructions. Jointed structure ensures easy adaptation to the floor. Areas of use include work and assembly benches and test devices.













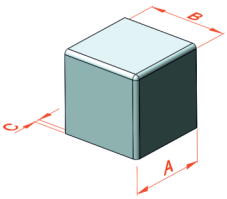

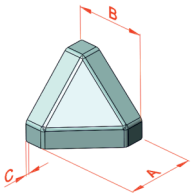

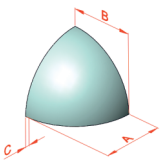

Kod	Ürün Adı	A	B	C	Malzeme	Ağırlık
2.3.001.2020.07	20x20 Kare Kapak	20	20	2	Plastik	3 gr
2.3.001.3030.07	30x30 Kare Kapak	30	30	3	Plastik	8 gr
2.3.001.4040.07	40x40 Kare Kapak	40	40	3	Plastik	13.5 gr
2.3.001.4545.07	45x45 Kare Kapak	45	45	3	Plastik	22 gr
2.3.001.4040.08	40x40 Üçgen Kapak	40	40	3	Plastik	7 gr

Kod	Ürün Adı	A	B	C	Malzeme	Ağırlık
2.3.001.2020.05	Köşe Bağlantı Kapağı Radiuslu	20	20	3	Plastik	2 gr
2.3.001.3030.05	Köşe Bağlantı Kapağı Radiuslu	30	30	3	Plastik	4 gr
2.3.001.4545.05	Köşe Bağlantı Kapağı Radiuslu	45	45	3	Plastik	14 gr

Kullanım Yeri

konstrüksiyonlarda kullanılan köşe bağlantıların montaj sonrası kapatılmasında kullanılırlar. Köşe bağlantı kapakları ile hijyen ve estetik sağlanır.

Using Area

Used for covering corner brackets in construction after assembly. Corner bracket covers ensure hygiene and stylish.




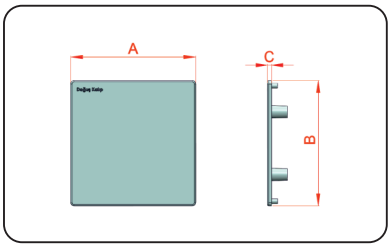

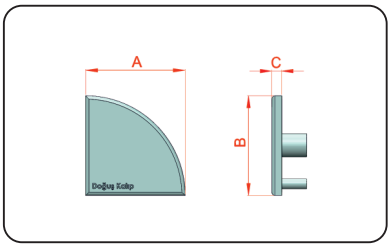

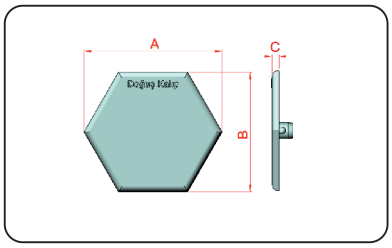

Kod	Ürün Adı	A	B	C	Renk	Malzeme	Ağırlık
2.3.001.2020.01	20x20 Profil Kapağı	20	20	2	●	PA. 6	1 gr
2.3.001.2040.01	20x40 Profil Kapağı	20	40	3	●	PA. 6	2 gr
2.3.001.2080.01	20x80 Profil Kapağı	20	80	3	●	PA. 6	4 gr
2.3.001.2525.01	25x25 Profil Kapağı	25	25	3	●	PA. 6	1.5 gr
2.3.001.3030.01	30x30 Profil Kapağı	30	30	3	●●	PA. 6	3.5 gr
YENİ 2.3.001.3045.01	30x45 Profil Kapağı Dereceli	45	42	3	●	PA. 6	2.8 gr
2.3.001.3535.02	35x35 (A) Profil Kapağı	35	35	3.3	●	PA. 6	4 gr
2.3.001.3535.01	35x35 (L) Profil Kapağı	35	35	3.3	●	PA. 6	4.5 gr
2.3.001.3060.01	30x60 Profil Kapağı	30	60	3	●●	PA. 6	7 gr
2.3.001.3090.01	30x90 Profil Kapağı	30	90	3.3	●●	PA. 6	7.5 gr
2.3.001.4040.01	40x40 Profil Kapağı (K10)	40	40	3.3	●●	PA. 6	5.5 gr
2.3.001.4040.02	40x40 Profil Kapağı (K8)	40	40	3.3	●	PA. 6	5.5 gr
YENİ 2.3.001.4045.01	40x40 Profil Kapağı Dereceli	40	40	3.3	●	PA. 6	3.4 gr
2.3.001.4080.02	40x80 Profil Kapağı (K8)	40	80	3.3	●	PA. 6	8.88 gr
2.3.001.4080.01	40x80 Profil Kapağı(K10)	40	80	3.3	●●	PA. 6	9.5 gr
2.3.001.4545.01	45x45 Profil Kapağı	45	45	3.6	●●	PA. 6	8 gr
2.3.001.4545.02	45x45 Profil Kapağı S.Light	45	45	3.6	●	PA. 6	6.44 gr
2.3.001.4560.01	45x60 Profil Kapağı	45	60	3.6	●	PA. 6	9.5 gr
2.3.001.4590.01	45x90 Profil Kapağı	45	90	3.6	●●	PA. 6	15.5 gr
YENİ 2.3.001.45135.01	45x135 Profil Kapağı	45	135	3.6	●●	PA. 6	19 gr
2.3.001.5050.01	50x50 Profil Kapağı	50	50	3.6	●●	PA. 6	8 gr
2.3.001.50100.01	50x100 Profil Kapağı	50	100	3.6	●●	PA. 6	17 gr
2.3.001.6060.01	60x60 Profil Kapağı	60	60	3.6	●	PA. 6	11.5 gr
2.3.001.6060.02	60x60 Çift Kanallı Profil Kapağı (K8)	60	60	3.6	●	PA. 6	12.5 gr
YENİ 2.3.001.6090.01	60x90 Profil Kapağı	90	60	3.6	●	PA. 6	18.33 gr
YENİ 2.3.001.8080.03	80x80 Profil Kapağı (K8)	80	80	3.6	●	PA. 6	21.6 gr
2.3.001.8080.01	80x80 Profil Kapağı (K10)	80	80	3.6	●	PA. 6	19.5 gr
2.3.001.9090.01	90x90 Profil Kapağı	90	90	3.6	●	PA. 6	31 gr
2.3.001.2020.03	20x20 Radiuslu Profil Kapağı	20	20	3	●	PA. 6	1 gr
2.3.001.3030.03	30x30 Radiuslu Profil Kapağı	30	30	3	●	PA. 6	2.5 gr
2.3.001.4545.03	45x45 Radiuslu Profil Kapağı	45	45	3	●	PA. 6	7 gr
2.3.001.23127.01	23x127 Profil Kapağı	23	126.8	4.2	●	PA. 6	18.5 gr
YENİ 2.3.001.0030.01	Stant Profili Kapağı 30'Luk (K8)	60	52	3	●	PA. 6	5.67 gr

Not: Gri Kapak Kodu 2.3.001.xxxx.11

Kullanım Yeri

Profil konstrüksiyonlarında montaj sonrası açık kalan profil alınlarının kapatılmasında kullanılırlar. Profil uçlarının zedelenmesini engeller ve farklı renk seçenekleri ile estetik görünüm arz ederler.

Using Area

Used for covering profile butts that are left open after assembly on profile constructions. Prevents damage on profile ends and different color options enable stylish view.

Profil Koruyucu Lastik K10 Tek Yüzey

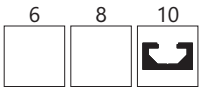

YENİ

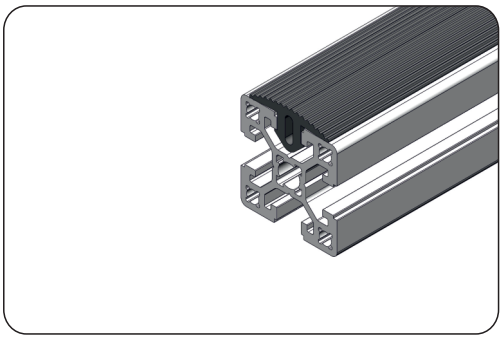



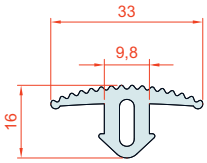

Kod	Ürün Adı	Malzeme	A	B	Kanal	Renk	Ağırlık
2.3.007.10.00.01	Profil Koruyucu Lastik K10 Tek Yüzey	Kauçuk	33	16	K10	Siyah	0,21 Kg/m

Kullanım Yeri

Kanal 10 serisi profillerde profilin tek yüzeyini koruma amaçlı dizayn edilmiştir. Profilin sert darbelere karşı ezilmesini, çizilmesini önler. Taşıma arabaları, bakım konstrüksiyonları kullanım alanlarından bazılarıdır.

Using Area

Designed to protect single surface of profile in Slot 10 series. Prevents profile from crushing and scratching against hard impacts. Areas of use include trolleys and maintenance constructions.



YENİ





Ürün Adı: Sac Fitili 1-1,5 mm
KOD: 2.3.006.00.01.00

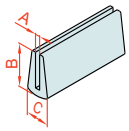

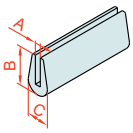

Ürün Adı: Sac Fitili 2-2,5 mm
KOD: 2.3.006.00.02.00

Kod	Ürün Adı	A	B	C	Malzeme	Ağırlık(gr)
2.3.006.00.01.00	Sac Fitili 1-1,5 mm	1	9	4,8	Kauçuk	38,38
2.3.006.00.02.00	Sac Fitili 2-2,5 mm	1.8	12.2	7	Kauçuk	76

Kullanım Yeri

Konveyör, Şase, Kabin vb. uygulamlarda sacların açıkta kalan kısımlarının iş güvenliği kapsamında kapatılması amacıyla üretilmiştir.

Using Area

It is produced in order to cover the exposed parts of the metal sheets within the scope of occupational safety in applications such as conveyor , chassis , cabin etc. gh slots and prevents prop up and contamination of slots.

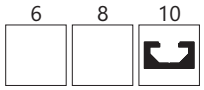

YENİ





Sac Fitili Hortumlu K08
KOD: 2.3.006.08.00.00

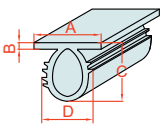

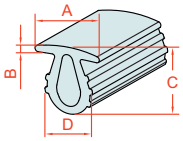

Sac Fitili Hortumlu K10
KOD: 2.3.006.10.00.00

Kod	Ürün Adı	A	B	C	D	Renk	Malzeme	Ağırlık
2.3.006.08.00.00	Sac Sıkıştırma Fitili K08	13,35	1,3	11,65	10,2	Siyah	PVC	0,063 Kg/m
2.3.006.10.00.00	Sac Sıkıştırma Fitili K10	15	1,53	14	10	Siyah	PVC	0,106 Kg/m

Kullanım Yeri

Kanal ölçüsü 10mm olan sigma profiller ile yapılan kabin uygulamalarında Sacın profil kanalında sabitlenmesini sağlar.

Using Area

Made with sigma profiles with a channel size of 10mm In the profile channel of the sheet in cabin applications provides fixation.

6 8 10

Kanal Fitili



Cam Fitili



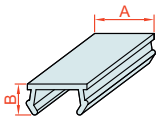

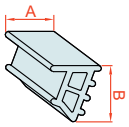

Kod		Ürün Adı	Renk	A	B	Malzeme
2.3.005.06.xx	Kanal 6	Kanal Fitili	●●●	7.3	3.8	Plastik
2.3.005.08.xx	Kanal 8	Kanal Fitili	●●●●	8.9	4.3	Plastik
2.3.005.10.xx	Kanal 10	Kanal Fitili	●●●●	11.7	8.1	Plastik
YENİ 2.3.005.08.xx.01	Kanal 8	Kanal Fitili (Yumuşak)	●●●●	8.9	4.3	Kauçuk
YENİ 2.3.005.10.xx.01	Kanal 10	Kanal Fitili (Yumuşak)	●●●●	11.7	8.1	Kauçuk

Not:* Lütfen renk seçimi için xx yerine aşağıda belirtilen kodları giriniz.
Siyah Fitil Kodu xx yerine 01
Gri Fitil Kodu xx yerine 02
Kırmızı Fitil Kodu xx yerine 03
Mavi Fitil Kodu xx yerine 04

Kod		Ürün Adı	Renk	A	B	Malzeme
2.3.006.06.xx	Kanal 6	Cam Fitili	●●●●	7	7	Plastik
2.3.006.08.xx	Kanal 8	Cam Fitili	●●●●	8.5	11.3	Plastik
2.3.006.10.xx	Kanal 10	Cam Fitili	●●●●	11	12.1	Plastik

Not:* Lütfen renk seçimi için xx yerine aşağıda belirtilen kodları giriniz.
Siyah Fitil Kodu xx yerine 01
Gri Fitil Kodu xx yerine 02
Kırmızı Fitil Kodu xx yerine 03
Mavi Fitil Kodu xx yerine 04

Kullanım Yeri

Cam Fitilleri; Sigma profiller ile yapılan kabin uygulamalarında pleksiglasın profil kanalında sabitlenmesini sağlar. Siyah, mavi, kırmızı ve şeffaf renk seçenekleri bulunmaktadır.
Kanal Fitilleri; Sigma profil uygulamalarında dışarıda kalan kanallara takılarak estetik bir görüntü elde edilir. Ayrıca kanalların içinden geçirilen kabloların kapatılmasını sağlar ve kanalların açıkta kalıp kirlenmesini önler.

Using Area

Glass Seal Enables fixing plexiglass to profile slot in cabin applications with sigma profiles with a slot. Available in black, blue, red or transparent.
Canal Seal Mounted on slots that are left out in applications with a sigma profile with slot size of 8 mm in order to ensure stylish view. Besides, it ensures closing cables passing through slots and prevents prop up and contamination of slots.









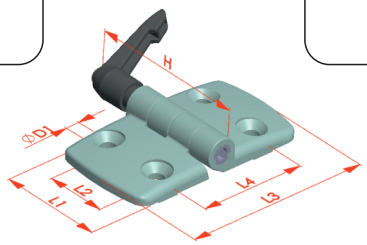

Kod	Prf Ebat	Ürün Adı	H	L1	L2	L3	L4	D1	Malzeme	Ağırlık
2.2.003.2525.03	25x25	Kilitli Menteşe	72	48	28	52	30	6,6	PA6 Siyah	46 gr
2.2.003.3030.03	30x30	Kilitli Menteşe	72	48	28	59	35	6,6	PA6 Siyah	48 gr
2.2.003.4545.03	45x45	Kilitli Menteşe	72	48	28	87	50	6,6	PA6 Siyah	60,5 gr

Kullanım Yeri

Hareketli kapakların istenen açıda sabitlenebilmesi için tercih edilen menteşe çeşididir. Sıkma kolları ile istenen derecede stabilleştirme sağlanır.

Using Area

A hinge type preferable for anchoring moving caps at required angle. Clamping arms ensure required level of stabilization.





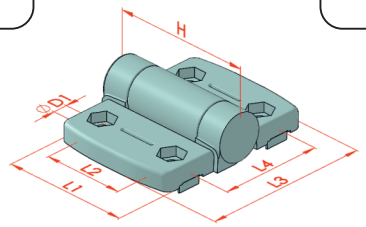

Kod	Prf Ebat	Ürün Adı	H	L1	L2	L3	L4	D1	Malzeme	Ağırlık
2.2.003.4545.04	45x45	Kapaklı Menteşe	72	48	28	84	50	6,6	PA6 Siyah	41 gr

Kullanım Yeri

Kanal ölçüsü 10 mm olan profillerde kullanılan bu menteşelerin montaj civatalarının gizlenmesini sağlayan plastik kapakları mevcuttur. Dış yüzeylerine takılan kapaklar sayesinde estetik bir görünüm oluşturur.

Using Area

These hinges, used on profiles with slot size of 10 mm, comprise plastic caps that conceal mounting bolts. Caps mounted on outer surface ensures stylish view.





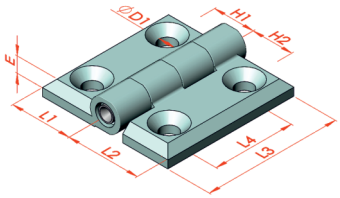

Metal Menteşe

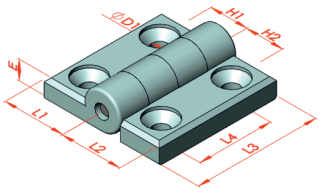

Plastik Menteşe

Kod	Prf Ebat	Ürün Adı	E	H1	H2	L1	L2	L3	L4	D1	Malzeme	Ağırlık
2.2.003.2020	20x20	Menteşe (İnce Seri)	5	10.25	10.25	18.35	18.35	35	19	6	PA 6 Siyah	8.5 gr
2.2.003.2025	20x25	Menteşe (İnce Seri)	5	10.25	12.75	18.35	23.35	35	19	6	PA 6 Siyah	10 gr
2.2.003.2525	25x25	Menteşe (İnce Seri)	5	12.75	12.75	23.35	23.35	35	19	6	PA 6 Siyah	11 gr
2.2.003.2030	20x30	Menteşe (İnce Seri)	5	10.25	15.25	18.35	23.35	35	19	6	PA 6 Siyah	9.5 gr
2.2.003.2530	25x30	Menteşe (İnce Seri)	5	15.25	12.75	23.35	23.35	35	19	6	PA 6 Siyah	10 gr
2.2.003.3030.5	30x30	Menteşe (İnce Seri)	5	15.25	15.25	23.35	23.35	35	19	6	PA 6 Siyah	10.5 gr
2.2.003.3030	30x30	Menteşe	8	15	15	25	25	50	30	6.5	PA 6 Siyah	29.5 gr
2.2.003.3535	35x35	Menteşe	8	17.5	17.5	32	32	50	30	6.5	PA 6 Siyah	34 gr
2.2.003.4530	45x30	Menteşe	8	22.75	15	25	32	50	30	6.5	PA 6 Siyah	31 gr
2.2.003.4535	45x35/40x40	Menteşe	8	22.75	17.5	32	32	50	30	6.5	PA 6 Siyah	33 gr
2.2.003.4545	45x45	Menteşe	8	22.75	22.75	32	32	50	30	6.5	PA 6 Siyah	34 gr
2.2.003.2525.01	25x25	Metal Menteşe	5	12.5	12.5	20	20	40	25	5.5	ZAMAK	44 gr
2.2.003.3030.01	30x30	Metal Menteşe	6	15.5	15.5	25	25	50	30	6.5	ZAMAK	83 gr
2.2.003.4040.01	40x40	Metal Menteşe	6	20,4	20,4	32,5	32,5	50	30	6.5	ZAMAK	42 gr
2.2.003.4545.01	45x45	Metal Menteşe	6	22,9	22,9	35	35	50	30	6.5	ZAMAK	42 gr

Kullanım Yeri

Kabin ve dolap kapaklarının açılıp kapanmasını sağlayan menteşeler, montaj edilecek profillerin kanal eksen ölçülerine göre üretilmiştir.

Using Area

The hinges, which enable opening and closing cabin and cabinet doors, are manufactured in line with slot axis size of profiles to be mounted.





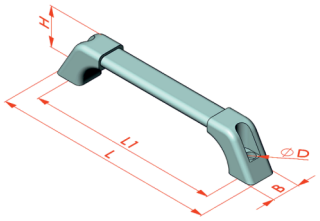

Alüminyum Boru Kulp Oval

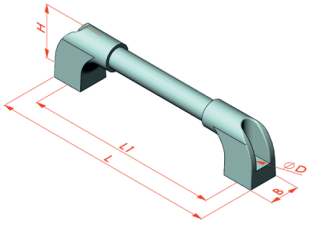

Alüminyum Boru Kulp

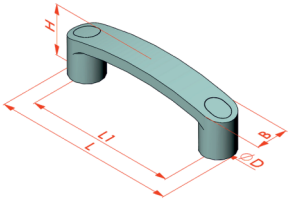

Plastik Kulp Kırmızı Tıpalı

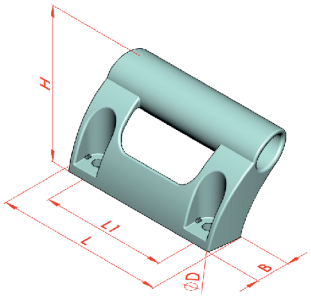

Plastik Sürgülü Kulp

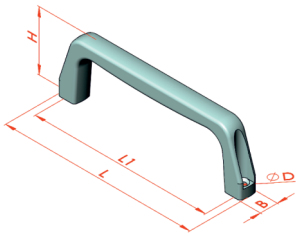

Plastik Kulp İnce

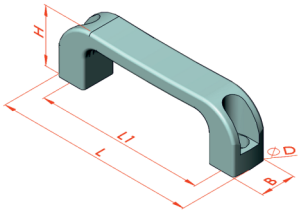

Plastik Kulp

Kod	Ürün Adı	H	L	L1	B	D	Malzeme	Ağırlık
2.3.008.00	Plastik Kulp	39,4	136	115,5	24	Ø13,5	Plastik	44,5 gr
2.3.008.03	Plastik Kulp İnce	41	131	119,5	12	Ø5	Plastik	25 gr
2.3.008.02.00	Plastik Sürgülü Kulp	65,1	125,6	100	27	Ø8,5	Plastik	110 gr
2.3.008.01.05	Alüminyum Boru Kulp Oval	42	230	198	29	Ø11,5	Alüminyum	70 gr
2.3.008.01.04	Alüminyum Boru Kulp Oval	47	233	200	38	Ø8	Alüminyum	88 gr
2.3.008.01	Alüminyum Boru Kulp	54	230	198	30	Ø6,4	Alüminyum	81 gr
2.3.008.01.03	Alüminyum Boru Kulp	68	236	200	36	Ø10	Alüminyum	103 gr
2.3.008.00.04	Plastik Kulp Kırmızı Tıpalı	40	144,2	116	24,2	Ø28,2	Plastik	164,4 gr

Kullanım Yeri

Hareketli olan aksamların açılıp kapatılması için tutma yüzeyi oluşturan bağlantı aksesuarlarıdır. konstrüksiyonlar üzerinde uygulanan diğer aksesuarlar ile birlikte estetik bir görünüm arz ederler.

Using Area

This is a connection accessory that provides holding surface for opening and closing of movable parts. Ensures stylish view together with other accessories applied on constructions.

Güvenlik Kilidi

6 8 10



YENİ
TASARIM



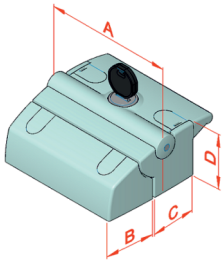

Kod	Ürün Adı	A	B	C	D	Malzeme	Ağırlık
2.2.014.01.000	Güvenlik Kilidi	80	40	35	31	Etial 150 Alm	243 gr

Kullanım Yeri

Koruma ve güvenlik sistemlerinde emniyet amaçlı kullanılan kilit mekanizmasıdır.

Using Area

It used for the protection and safety systems a key mechanism used.

Bilyalı Kilit





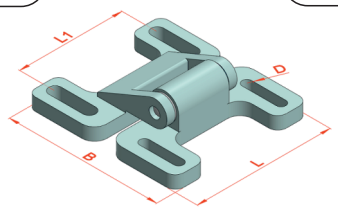

Kod	Ürün Adı	Prof.Ebat	L	L1	B	D	Malzeme	Ağırlık
2.2.004.2520	Bilyalı Kilit (Küçük)	20 - 25 - 30	53	40	55	Ø5	Plastik	25 gr
2.2.004.4545	Bilyalı Kilit (Büyük)	35 - 40 - 45	74	57	77	Ø5.5	Plastik	40 gr

Kullanım Yeri

Bilyalı kilit vibrasyonun yüksek olduğu makine kabinlerinde pencerelerin açılmasını engellemek için kullanılmaktadır.

Using Area

Ball lock Itś used to prevent opening windows on machine cabinets which has high vibration.





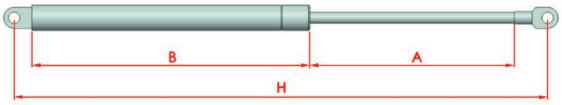

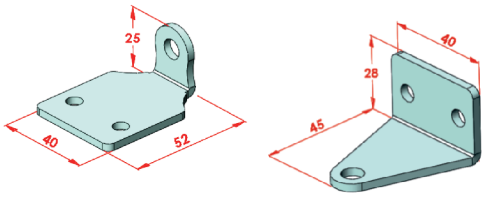

Kod	Ürün Adı	A	C	H Min. Max	Malzeme	Ağırlık
2.3.010.150300	Amortisör (Strok 150 mm) F300N	150	195	233 - 383	Çelik	205 gr
2.3.010.105150	Amortisör (Strok 105 mm) F150N	105	145	188 - 293	Çelik	159 gr
2.3.010.085085	Amortisör (Strok 85 mm) F85N	85	130	168 - 253	Çelik	148 gr
2.3.010.00	Amortisör Bağlantı Parçası	45	40	28	Çelik	48 gr

Kullanım Yeri

Kabin kanatları ve dolap kapaklarının istenen açıda sabit kalmasını sağlayan elemanlardır. Kendine has bağlantı sacı sayesinde profil kanallarına kolayca bağlanabilir. Kullanım yerine göre istenilen basınçta amortisör tercihleri yapılabilir.

Using Area

Components that ensure fixing cabin sashes and cabinet doors at desired angle. Easily mountable to profile slots thanks to genuine connection plate. Depending on intended use, dampers of various pressure can be selected.





6 8 10





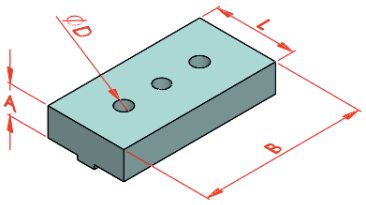

Kod	Ürün Adı	Kullanım Alanı	A	B	L	ØD	Malzeme	Ağırlık
2.3.007.2020	Delik Delme Aparatı	20x20	20	40	20	Ø5.5	İmalat Çeliği 50-55 Hrc	108 gr
2.3.007.2525	Delik Delme Aparatı	25x25	20	50	25	Ø5.5	İmalat Çeliği 50-55 Hrc	169 gr
2.3.007.3030	Delik Delme Aparatı	30x30	18.5	60	30	Ø7	İmalat Çeliği 50-55 Hrc	222 gr
2.3.007.3535.01	Delik Delme Aparatı	35x35 (L)	19	70	35	Ø7	İmalat Çeliği 50-55 Hrc	328 gr
2.3.007.3535.02	Delik Delme Aparatı	35x35 (A)	19	70	35	Ø9	İmalat Çeliği 50-55 Hrc	356 gr
2.3.007.4040	Delik Delme Aparatı	40x40-40x80 (K10)	19,5	80	40	Ø9	İmalat Çeliği 50-55 Hrc	411 gr
2.3.007.4040.01	Delik Delme Aparatı	40x40-40x80 (K8)	18.5	80	40	Ø7	İmalat Çeliği 50-55 Hrc	417 gr
2.3.007.4545	Delik Delme Aparatı	45x45-45x90	19	90	45	Ø9	İmalat Çeliği 50-55 Hrc	508 gr
YENİ 2.3.007.5050	Delik Delme Aparatı	50x50-50X100 (A)	19,5	100	50	Ø9	İmalat Çeliği 50-55 Hrc	600 gr
2.3.007.3060	Delik Delme Aparatı	30x60-60x60	19	60	60	Ø7	İmalat Çeliği 50-55 Hrc	460 gr
2.3.007.8080	Delik Delme Aparatı	40x80-80x80	20	80	80	Ø8,3	İmalat Çeliği 50-55 Hrc	795 gr
2.3.007.9090	Delik Delme Aparatı	45x90-90x90	19	90	90	Ø9	İmalat Çeliği 50-55 Hrc	1026 gr
2.3.007.23127	Delik Delme Aparatı	23x127	19	127	46	Ø8	İmalat Çeliği 50-55 Hrc	745 gr
2.3.007.2375	Delik Delme Aparatı	23x75	14	75	20	Ø6,5	İmalat Çeliği 50-55 Hrc	139 gr

Kullanım Yeri

Profil kanallarına montaj delikleri açmak için özel olarak üretilmiş çelik parçalardır. Değişik ebatlarda tek ve çift kanallı serileri mevcuttur.

Using Area

Steel components especially produced to bore mounting holes on profile slots. Single and double slot series of various size are available.







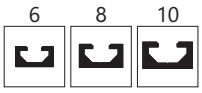





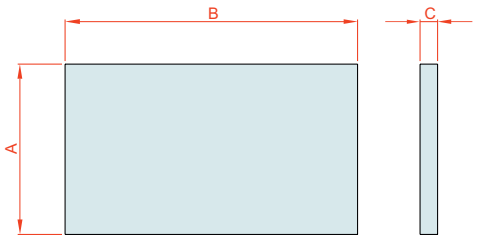

Kod	Ürün Adı	A	B	C	Malzeme	Ağırlık
2.3.009.0003.01	Pleksiglas 3 mm	1350	2000	3	Pleksiglas	3,57 m²/Kg
2.3.009.0004.01	Pleksiglas 4 mm	1350	2000	4	Pleksiglas	4,76 m²/Kg
2.3.009.0005.01	Pleksiglas 5 mm	1350	2000	5	Pleksiglas	5,95 m²/Kg
2.3.009.0006.01	Pleksiglas 6 mm	1350	2000	6	Pleksiglas	7,14 m²/Kg
2.3.009.0008.01	Pleksiglas 8 mm	1350	2000	8	Pleksiglas	9,52 m²/Kg
2.3.009.0010.01	Pleksiglas 10 mm	1350	2000	10	Pleksiglas	11,90 m²/Kg

Not:* Lütfen renk seçimi için xx yerine aşağıda belirtilen kodları giriniz.
Akrelik Şefaf Pleksiglas Kodu xx yerine 01
Akrelik Füme Pleksiglas Kodu xx yerine 05
Akrelik Mavi Pleksiglas Kodu xx yerine 06
Akrelik Siyah Pleksiglas Kodu xx yerine 08

Kullanım Yeri

Konstrüksiyonların dış alan kapatmalarında kullanılan Pleksiglasların farklı kalınlık ve renk seçenekleri mevcuttur. Ünitelerin dekoratif görünümünü sağlayan pleksiglasların profil kanalına yardımcı malzemeler ile montajı mümkündür. Kabin, pano, stant, vitrin vb. yerlerde kullanımı tercih edilebilmektedir.

Using Area

Plexiglasses, which are applied for zone covering on any kind of construction, can be preferred in various colors and thickness depending on intended place of use. Contribute to system hygiene and appearance. Produced in various color options.

6 8 10

YENİ





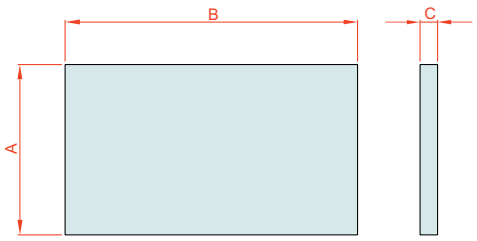

Kod	Ürün Adı	A	B	C	Malzeme	Ağırlık
2.3.012.0003.001	Solid Polikarbon 3 mm şeffaf	2050	3050	3	S.polikarbon	3,6 m²/Kg
2.3.012.0004.001	Solid Polikarbon 4 mm şeffaf	2050	3050	4	S.polikarbon	4,8 m²/Kg
2.3.012.0005.001	Solid Polikarbon 5 mm şeffaf	2050	3050	5	S.polikarbon	6 m²/Kg
2.3.012.0008.001	Solid Polikarbon 8 mm şeffaf	2050	3050	6	S.polikarbon	9,6 m²/Kg

Kullanım Yeri

Solid polikarbon pleksiglasa oranla kırılmaya daha dayanıklı olup; ağır koşullara dayanabilen , güvenilir ve hafif malzeme olduğu için makine kabinlerinde tercih edilebilmektedir.

Using Area

Solid polycarbonate is more resistant to breakage than plexiglass; It can be preferred in machine cabinets because it is reliable and light material that canwithstand heavy conditions.

6 8 10

YENİ





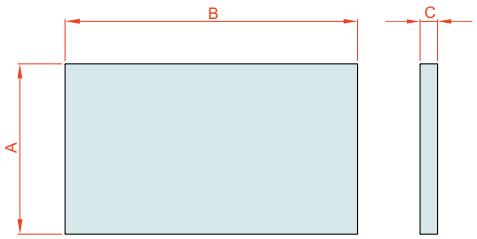

Kod	Ürün Adı	A	B	C	Renk	Malzeme	Ağırlık
2.3.013.0004.001	Oluklu Polikarbon 4 mm	2100	6000	4		Polikarbon	0,70 m²/Kg
2.3.013.0006.001	Oluklu Polikarbon 6 mm	2100	6000	6		Polikarbon	1,00 m²/Kg
2.3.013.0008.001	Oluklu Polikarbon 8 mm	2100	6000	8		Polikarbon	1,10 m²/Kg
2.3.013.0010.001	Oluklu Polikarbon 10 mm	2100	6000	10		Polikarbon	1,20 m²/Kg

Not:* Lütfen renk seçimi için xx yerine aşağıda belirtilen kodları giriniz.
Şefaf Oluklu Polikarbon Kodu xx yerine 01
Mavi Oluklu Polikarbon Kodu xx yerine 02
Füme Oluklu Polikarbon Kodu xx yerine 03

Kullanım Yeri

Pleksiglasa göre uygun maliyetli olan oluklu polikarbon güvenlik kabinleri, bölme sistemleri için ideal bir yapı malzemesidir.

Using Area

Corrugated polycarbonate which is cost-effective relative to Plexiglas; It is an ideal construction material for safety cabinets and division systems.

Pleksi Tutucu (Tırnaklı)

6 8 10





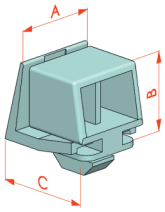

Kod		Ürün Adı	A	B	C	Malzeme	Ağırlık
2.2.013.10.001	Kanal 10	Pleksi Tutucu Tırnaklı (K10)	22,5	21	25	NYLON6	7.46 gr

Kullanım Yeri

Pleksiglas montajlarında profil kanalı içlerine takılması istenmeyen durumlarda dıştan tırnaklı tutucular ile pleksiglasların tutturulması mümkündür. Gerektiğinde kısmi demontaja imkan tanır.

Using Area

When it is not wanted to mount plexiglass into profile slot, it is possible to bond plexiglass by means of external claw holders. This enables partial dismounting if necessary.

Pleksi Tutucu (Somunlu)

6 8 10





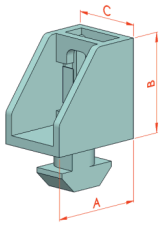

Kod		Ürün Adı	A	B	C	Malzeme	Ağırlık
2.2.013.08.002	Kanal 8	Pleksi Tutucu M6 Somunlu (K08)	23,5	25	18	NYLON6	4.86 gr
2.2.013.10.002	Kanal 10	Pleksi Tutucu M6 Somunlu (K10)	25	25	18	NYLON6	5.74 gr

Kullanım Yeri

Pleksiglas, cam ve diğer panel montajlarında; profil kanalı içlerine takılması istenmeyen durumlarda dıştan civatalı tutucular ile panelleri sabitlemek için kulanılır. Gerektiğinde kısmi demontaja imkan tanır.

Using Area

For plexiglass assembly, if it is not desired to mount them within profile slot, the plexiglass can be assembled by means of external holders with nut. Partial disassembly possible if required.

Pleksi Tutucu Metal (Tekli)

6 8 10





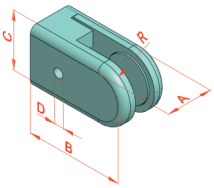

Kod	Ürün Adı	A	B	C	D	R	Malzeme	Ağırlık
2.2.013.00.001	Pleksi Tutucu Metal Tekli	20	32,5	25	4,2	12,5	Alüminyum	25 gr

Kullanım Yeri

Kabin sistemlerinde pleksiglasların profil kanallarına bağlantısını sağlayan tutucu parçalardır. Diğer plastik tutuculara göre daha sağlam ve estetik yapıdadırlar.

Using Area

Holding pieces that ensure connecting plexiglasses to profile slots on cabin systems. Are sounder and more stylish than other plastic holders.

Pleksi Tutucu Metal (Çiftli)





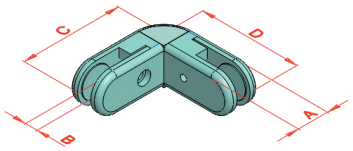

Kod	Ürün Adı	A	B	C	D	R	Malzeme	Ağırlık
2.2.013.00.003	Pleksi Tutucu Metal Çiftli	20	8	65	65	-	Alüminyum	82 gr

Kullanım Yeri

Kabin sistemlerinde 90°'li iki pleksiglası estetik bir şekilde montajlayan dönüşlü metal parçalardır.

Using Area

Rotary metal pieces that mount double plexiglass of 90° in an stylish manner on cabin systems.

Kablo Tutucu (Kapaksız)

6 8 10





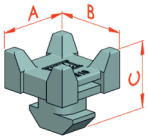

	Kod		Ürün Adı	A	B	C	Malzeme	Ağırlık
YENİ	2.2.012.08.002	Kanal 8	Kablo Tutucu Kapaksız (K08)	22	22	19,2	Nylon 6	3.55 gr
	2.2.012.10.002	Kanal 10	Kablo Tutucu Kapaksız (K10)	22	22	22,3	Nylon 6	4.24 gr

Kullanım Yeri

Otomasyon uygulamalarında kullanılan kabloların profillerin üzerinde düzgün bir şekilde bağlanmasını sağlar. Oluşabilecek görüntü kirliliğini ortadan kaldırır.

Using Area

Ensures smooth connection of cables, used in automation applications, on the profiles.Thanks to the cap, the cables are restrained within apparatus without need for additional clip.

Kablo Tutucu (Kapaklı)

6 8 10





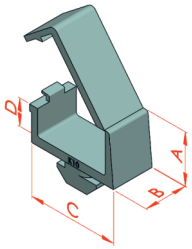

	Kod		Ürün Adı	A	B	C	D	Malzeme	Ağırlık
YENİ	2.2.012.08.001	Kanal 8	Kablo Tutucu Kapaklı (K08)	20	15	28	28	Moblen	0.80 gr
	2.2.012.10.001	Kanal 10	Kablo Tutucu Kapaklı(K10)	20	16	34	34	Moblen	0.98 gr

Kullanım Yeri

Otomasyon uygulamalarında kullanılan kabloların profillerin üzerinde düzgün bir şekilde bağlanmasını sağlar. Kapaklı özelliği sayesinde ayrıca bir klips kullanımına gerek kalmadan kablolar aparat içerisine hapsedilir.

Using Area

Ensures smooth connection of cables, used in automation applications, on the profiles.Thanks to the cap, the cables are restrained within apparatus without need for additional clip.

6 8 10





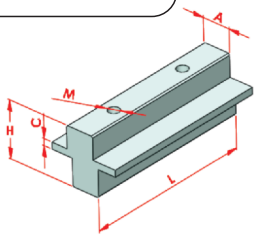

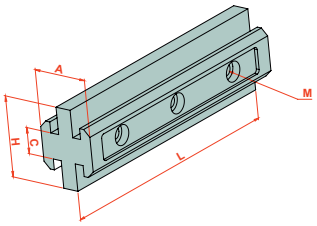

Kod	⌐¬	Ürün Adı	A	C	H	L	M	Malzeme	Ağırlık
2.2.008.08.01	Kanal 8	Sürgü Rayı	8	2	18.7	53	M4	Delrin	8.5 gr
2.2.008.10.01	Kanal 10	Sürgü Rayı	10	2.5	20.3	60	M4	Delrin	13 gr
2.2.008.08.03	Kanal 8	Sürgü Rayı 30x30 K8 Tırnak	17.5	7.9	24.5	80	M3	Poletilen	26 gr
2.2.008.10.03	Kanal 10	Sürgü Rayı 45x45 K10 Tırnak	27.5	9.9	37.5	80	M3	Poletilen	50 gr

Kullanım Yeri

Sürgülü tip kabinlerin kapak hareketlerini sağlayan bağlantı aksesuarlarıdır.

Using Area

Connection accessories that ensure cap movements of sliding cabins.





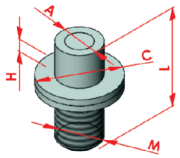

Kod	⌐¬	Ürün Adı	A	C	H	L	M	Malzeme	Ağırlık
2.2.008.08.02	Kanal 8	Sürgü Pimi	8	15	3	24	M8	Çelik+Delrin	7 gr
2.2.008.10.02	Kanal 10	Sürgü Pimi	10	18	3	27	M10	Çelik+Delrin	12.5 gr

Kullanım Yeri

Sürgülü tip kabinlerin kapak hareketlerini sağlayan bağlantı aksesuarlarıdır.

Using Area

Connection accessories that ensure cap movements of sliding cabins.

6 8 10





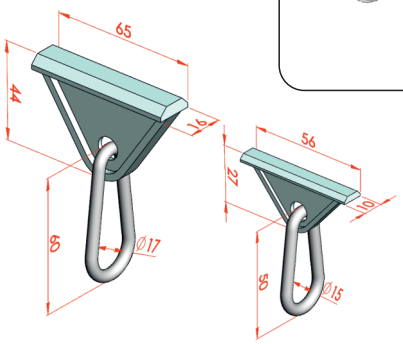

Kod	Ürün Adı	Malzeme	Ağırlık
2.2.010.2025	Askı Aparatı 20.25	Plastik + Çelik	18 gr
2.2.010.3045	Askı Aparatı 30.45	Plastik + Çelik	36 gr

Kullanım Yeri

Profil kanallarına takılabilen askı aparatları ile her türlü yardımcı takım ve elemanların sistem üzerinde asılması sağlanır.

Using Area

The hanger which is placable into slot of profiles' chanels is used for hanging tools.



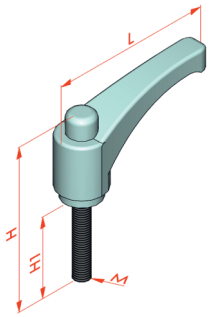



Kod	Ürün Adı	M	L	H	h1	Malzeme	Ağırlık
2.2.006.06.20	Sustalı Kol M6x20 - Kanal 6	M6	60	60	20	Plastik	22 gr
2.2.006.06.30	Sustalı Kol M6x30 - Kanal 6	M6	60	66	30	Plastik	23 gr
2.2.006.08.40	Sustalı Kol M8x40 - Kanal 8	M8	78	80	40	Plastik	40 gr
2.2.006.08.50	Sustalı Kol M8x50 - Kanal 8	M8	78	92	50	Plastik	44 gr
2.2.006.10.40	Sustalı Kol M10x40 - Kanal 10	M10	78	82	40	Plastik	55 gr
2.2.006.10.60	Sustalı Kol M10x60 - Kanal 10	M10	78	109	60	Plastik	69 gr

Kullanım Yeri

Üniteler üzerinde kimi zaman hareketli kimi zaman sabit olması gereken parçaların bağlanması için kullanılır.

Using Area

Units are used for connecting parts that should be alternatively moving and fix.

Kanal Sürgü Seti





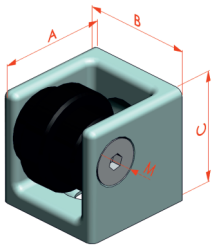

Kod	Ürün Adı	A	B	C	M	Malzeme	Ağırlık
2.2.014.08.3030.01	30x30 Kanal Sürgü Seti SAĞ	30	30	30	6	Aluminyum	80 gr
2.2.014.08.3030.02	30x30 Kanal Sürgü Seti SOL	30	30	30	6	Aluminyum	80 gr
2.2.014.10.4040.01	40x40 Kanal Sürgü Seti SAĞ	40	40	40	8	Aluminyum	116 gr
2.2.014.10.4040.02	40x40 Kanal Sürgü Seti SOL	40	40	40	8	Aluminyum	116 gr
2.2.014.10.4545.01	45x45 Kanal Sürgü Seti SAĞ	45	45	45	8	Aluminyum	170 gr
2.2.014.10.4545.02	45x45 Kanal Sürgü Seti SOL	45	45	45	8	Aluminyum	170 gr

Kullanım Yeri

Sürgülü olması istenen kapak hareketi kanal sürgü setleri yardımı ile sağlanabilmektedir. 10 mm profil kanallarına uygun üretilen polietilen makaralar sessiz çalışma imkanı sağlar.

Using Area

The movement door ana window, which are required to be sliding on constructions, is ensured via slide sets. Manufactured in coherence with profile slots of 10 mm, the polyethylene rollers enable silent operation.

Kanal Sürgü Tekerleği





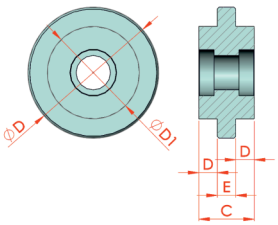

Kod	⌴	Ürün Adı	ØD	ØD1	C	D	E	Malzeme	Ağırlık
2.2.015.08.010	Kanal 8	Kanal Sürgü Tekerleği	47	33.5	19.3	5.8	7.8	Polietilen	47 gr
2.2.015.10.010	Kanal 10	Kanal Sürgü Tekerleği	48	68.5	29	9.5	9.5	Polietilen	117 gr

Kullanım Yeri

Profil kanalları kullanılarak yataklama imkanı sağlayan rulmanlı tekerleklerdir. Kabin pencereleri, kayar kapılar vb. kullanım alanlarından bazılarıdır.

Using Area

Wheels with ball bearing to ensure bedding via profile slots. Areas of use include cabin windows, sliding doors etc.



YENİ

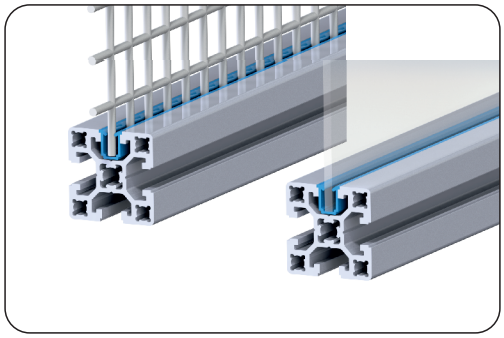



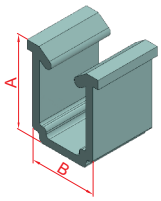

	Kod	⊔	Ürün Adı	Renk	A	B	Malzeme
YENİ	2.3.006.08.01.01	Kanal 8	Kanal İçi U Fitil	●	9	8,2	PVC
YENİ	2.3.006.10.01.01	Kanal 10	Kanal İçi U Fitil	●	14,00	10,20	PVC

Kullanım Yeri

Kanal ölçüsü 8 ve 10 mm olan sigma profillerden yapılan uygulamalarda pleksi ve kafes tellerinin sabitlenmesi için kullanılırlar. Koruma kabinleri, güvenlik sistemleri, stand uygulamaları kullanım alanlarından bazılarıdır.

Using Area

Used for anchoring plexi and cage mesh in applications made of sigma profiles with slot size of 8 and 10 mm. Areas of use include protection cabins, security systems and stand applications.

- Robot Alanı Güvenlik Bölmeleri
- Makine Alan Güvenlik Bölmeleri
- Üretim Hattı Güvenlik Bölmeleri

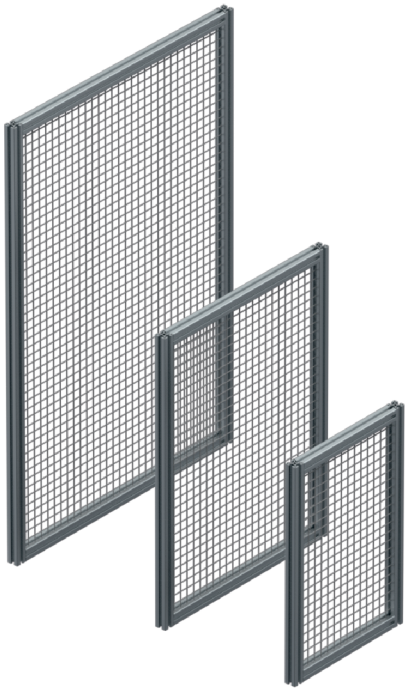

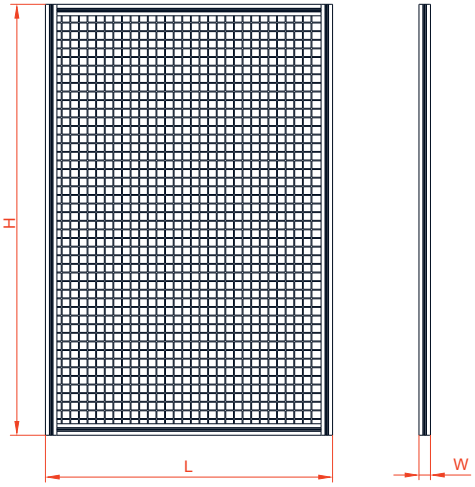

Kod	Ürün Adı	L	H	W	Tel Kafes
17.08.01.00750.01500.0040	Güvenlik Paneli	750	1500	40	30x30-3mm
17.08.01.01000.01500.0040	Güvenlik Paneli	1000	1500	40	30x30-3mm
17.08.01.01250.01500.0040	Güvenlik Paneli	1250	1500	40	30x30-3mm
17.08.01.00750.02000.0045	Güvenlik Paneli	750	2000	45	30x30-3mm
17.08.01.01000.02000.0045	Güvenlik Paneli	1000	2000	45	30x30-3mm
17.08.01.01250.02000.0045	Güvenlik Paneli	1250	2000	45	30x30-3mm



Kullanım Yeri

Fabrika üretim hatları, makineler, transfer üniteleri vb. uygulamaların çevre ve personel iş güvenliğini sağlamak amacıyla kullanılan güvenlik panelleri,istenilen ölçülere göre üretim yapılabilmektedir.

Using Area

Safety panels used to ensure the environmental and personnel safety of applications; Factory production lines, machines, transfer units etc. applications can be produced according to the desired size.



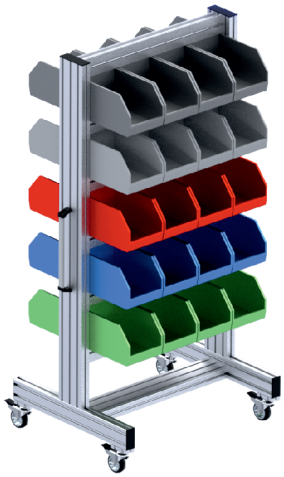

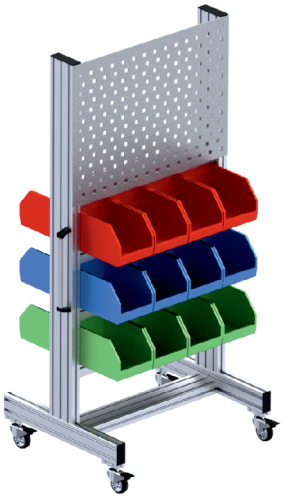

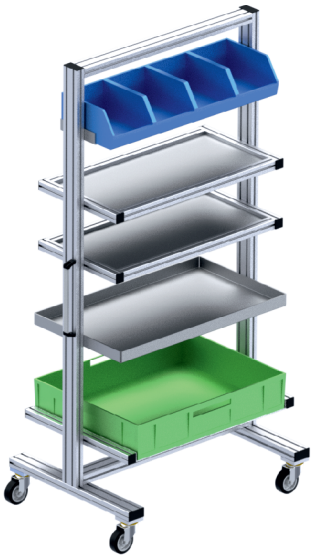





Kullanım Yeri

Üretim alanlarında, atölyelerde, fabrikalarda kullanılılabilir, kanban sistemine uygundur. Üretim hatlarında malzemeyi hazır bulundurarak iş aksamasının önüne geçmekle birlikte depo ve montaj arası zaman kaybını en aza indirir.

Using Area

Can be used in production areas, workshops, factories, is suitable for kanban system. They minimizes the loss of time between warehouse and assembly by keeping the material ready in production lines and preventing work disruption.













Kullanım Yeri

Üretim hatlarında malzeme depolama ve sevk etme amaçlı olarak kullanılan taşıma arabaları, kullanım yerine göre istenilen ebatlarda üretim yapılabilmektedir.

Using Area

Transport carts used for material storage and shipment in production lines can be produced in desired sizes according to the place of use.

Eco Serisi Çalışma Masası

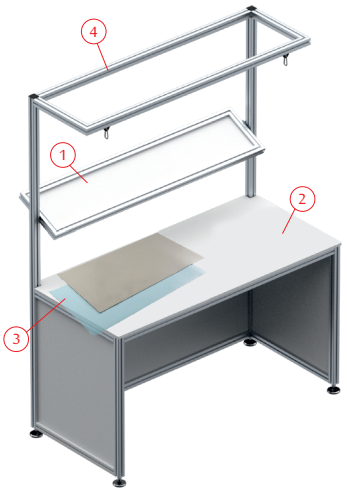



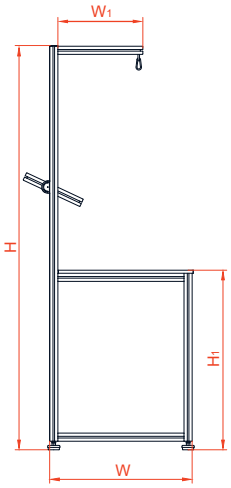

1- Avadanlık Asma Paneli
2- MDF Masa Yüzeyi
3- Opsiyonel Anti Statik Masa Örtüsü
4- Hafif Alüminyum konstrüksiyon

Kod	Ürün Adı	L	H	H1	W	W1	Taşıma Kapasitesi
17.07.01.01000.02000.0850	Eco 1000 Çalışma Masası	1000	2000	850	700	350	175 kg
17.07.01.01500.02000.0850	Eco 1500 Çalışma Masası	1500	2000	850	700	350	145 kg
17.07.01.02000.02000.0850	Eco 2000 Çalışma Masası	2000	2000	850	700	350	115 kg

Pro Serisi Çalışma Masası

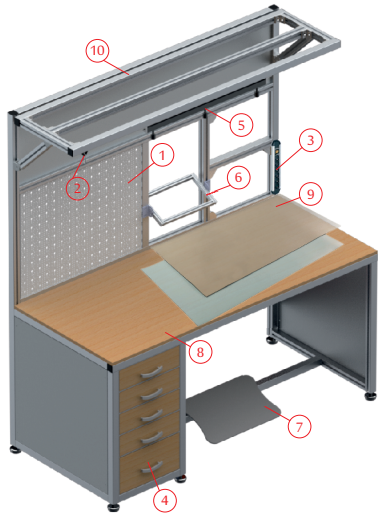

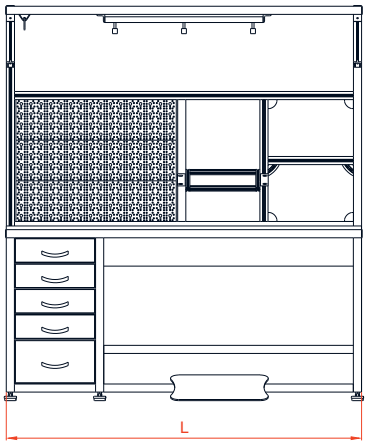

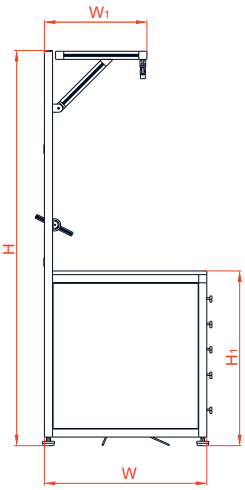

1- Avadanlık Asma Paneli
2- Sürgülü Askı Aparatı
3- Dörtlü Grup Priz
4- Fonksiyonel Çekmece
5- Ayarlı Aydınlatma
6- Talimatlık Paneli
7- Ayak Desteği
8- MDF Masa Yüzeyi
9- Opsiyonel Anti Statik Masa Örtüsü
10- Hafif Alüminyum konstrüksiyon

Kod	Ürün Adı	L	H	H1	W	W1	Taşıma Kapasitesi
17.07.02.01500.02000.0850	Pro 1500 Çalışma Masası	1500	2000	850	700	350	205 kg
17.07.02.01750.02000.0850	Pro 1750 Çalışma Masası	1750	2000	850	700	350	175 kg
17.07.02.02000.02000.0850	Pro 2000 Çalışma Masası	2000	2000	850	700	350	145 kg

Kullanım Yeri

Ürün test,kalite kontrol, üretim, onarım yapılan çalışma alanlarında sık olarak ihtiyaç duyulan endüstriyel çalışma masaları, opsiyonel fonksiyonlar entegre edilerek istenilen niteliklere ve ebatlara göre tasarlanıp, üretilebilmektedir.

Using Area

product; Test, quality control, production, repair work areas where frequently needed industrial work tables, optional functions can be produced as integrated, designed according to the desired qualities and sizes .



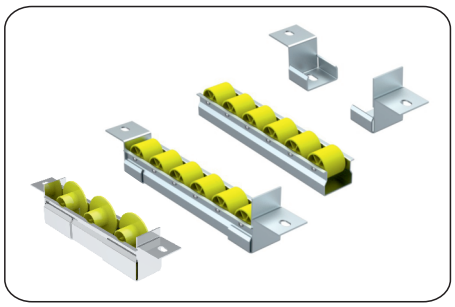

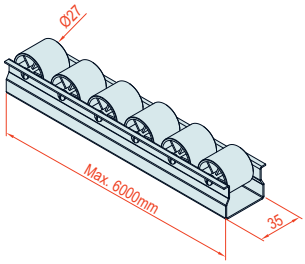

Kod: 2.2.016.027.037.01

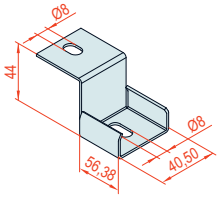

Kod: 2.2.017.001.037.01

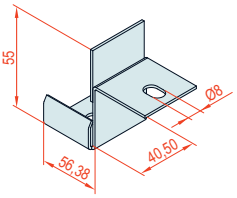

Kod: 2.2.017.030.039.01

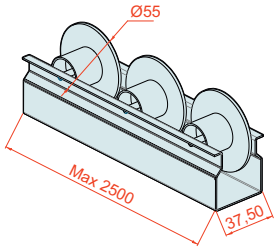

Kod: 2.2.016.027.037.03

Kod	Ürün Adı	Gövde	Makara	Ağırlık
2.2.016.027.037.01	Makaralı Ray 37 mm - Ø27	DKP	Plastik	959 Gr/Mt.
2.2.016.027.037.03	Makaralı Ray yan Dayamalı 37 mm - Ø27	DKP	Plastik	1000 Gr/Mt.
2.2.017.001.037.01	Makaralı Ray Bağ.sacı Küçük 37 mm	DKP	Plastik	90 Gr
2.2.017.030.039.01	Makaralı Ray Bağ. Sacı Stoperli 39x29x89 mm	DKP	Plastik	100 Gr

Kullanım Yeri

Makara raylar; ürünlerin serbest şeklinde kaymasını sağlayan raylı profillerdir. Çeşitli boyutlarda olabilir ve yönlendirme amaçlarına kılavuzluk eder.

Using Area

Roller rails allows to the products to slide freely on profiles. Could be various sizes and acts as a guide to orientation purposes.

YENİ SERİ PROFİLLERİMİZİN
TASARIM ÖZELLİKLERİ

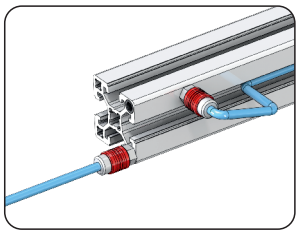

Tek Kanallı Profillerde
Yağ ve Hava Kanalı Özelliği

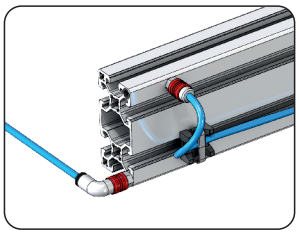

Çift Kanallı Profillerde
Yağ ve Hava Kanalı Özelliği

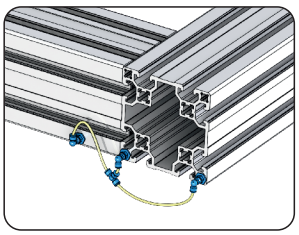

Çok Kanallı Profillerde
Rekor Yardımı ile
Yağ ve Hava Aktarımı Özelliği

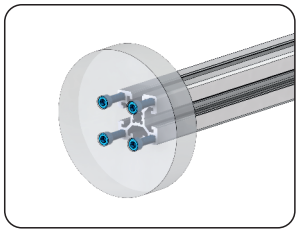

Tek Kanallı Profillerde
Dış Kanallara Diş Çekme ve
Her Türlü Parça Bağlantı Özelliği

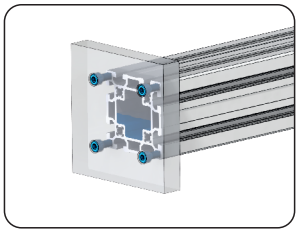

Çok Kanallı Profillerde
Dış Kanallara Diş Çekme ve
Her Türlü Parça Bağlantı Özelliği

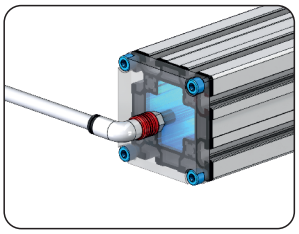

Çok Kanallı Profillerde Conta
İle Sızdırmazlık Sağlayacak
Sıvı Tüneli Oluşturma Özelliği

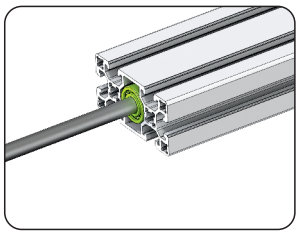

Çift Kanallı Profillerde
Rulman İle Mil Yataklama Özelliği

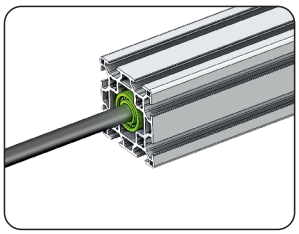

Çift Kanallı Profillerde
Rulman İle Mil Yataklama Özelliği



Çok Kanallı Profillerde
Çift Rulman İle Çift Gövde Yataklama Özelliği

Diğer Kataloglarımızı İncelemek İçin
Web Sitemizi Ziyaret Ediniz.



TEMSİLCİLİKLERİMİZ / OUR AGENTS



Yurt Dışı Temsilciliklerimiz. / Our Overseas Agents.

LITHUANIA
Uab Elega
+370 5 2715444
+370 5 2715445
lithuania@doguskalip.com.tr
www.elega.lt

GERMANY
Löwen-Mechanik GMBH
+49 30 55126014
+49 178 1632901
germany@doguskalip.com.tr
www.loewen-mechanik.de

RUSSIA
ALTERVIA SAİNT PETERSBURG
+7 812 613 63 12
russia@doguskalip.com.tr
www.alterv.ru

TUNISIA
ALUTEK
+ 216 71 381 457
tunisia@doguskalip.com.tr

BULGARIA
TechnoKom Co Ltd.
+359 32 965 088
+359 32 965 099
bulgaria@doguskalip.com.tr
www.technokom.bg

CZECH REPUBLIC
Logiman S.R.O
+00420 603 230 059
+00420 603 230 059
czechrepublic@doguskalip.com.tr
www.logiman.cz

GREECE
Meimaridis Bros O.E.
+30 23310 23342
+30 23310 67869
greece@doguskalip.com.tr
www.aluminium-profile.gr

ROMANIA
Hsed Hardware & Software Electric Design
+40 735 523 381
romania@doguskalip.com.tr
www.hsed.ro

Yurt İçi Temsilciliklerimiz. / Our Domestic Agents

ANKARA
Sankaya Makina Otomasyon
(0312) 394 42 07
(0312) 394 42 07
ankara@doguskalip.com.tr

ÇERKEZKÖY
Trakya Endüstri
(0282) 726 90 45
(0282) 726 24 02
tekirdag@doguskalip.com.tr

ESKİŞEHİR
Linmak Mekatronik San. Tic. Ltd. Şti.
(0222) 236 26 36
(0222) 236 26 36
eskisehir1@doguskalip.com.tr

KONYA
Pinyon Makine Ekipmanları
(0332) 502 02 35
(0332) 502 02 36
konya@doguskalip.com.tr

KAYSERİ
Sancak Teknik Paslanmaz
(0352) 311 51 70
(0352) 311 51 80
satis@sancakpaslanmaz.com.tr

MERSİN
Mutlu Han Proje Danış. Bil. Müh.
(0324) 359 22 32
(0324) 359 22 32
mersin@doguskalip.com.tr

RİZE
Pozitif Endüstriyel Ürünleri
(0464) 217 27 14
(0464) 217 27 14
rize@doguskalip.com.tr

GAZİANTEP
Marmara Teknik Hidrolik Pnömatik Makine
(0342) 231 58 58
(0342) 231 58 57
gaziantep@doguskalip.com.tr

DOĞUŞ KALIP®
METAL VE FORM SANAYİ DIŞ TİC. A.Ş.



MERKEZ
Mahmutbey Mah. Karaoğlanoğlu Cad.
No:15/17 Bağcılar / İSTANBUL
Tel: +90 212 480 08 28 Pbx Fax: +90 212 480 08 33
E-Mail: info@doguskalip.com.tr

Gebze Şube
Gaziler Mahallesi İbrahim Ağa Caddesi No:273/1
Gebze / KOCAELİ
Tel: +90 262 643 60 40 Fax: +90 262 643 60 50
E-Mail: gebze@doguskalip.com.tr

Hadımköy Şube
Alkop San. Sitesi Akçaburgaz Mah. 1592 Sokak A11
Blok No: 9 - 10 Esenyurt / İSTANBUL
Tel: +90 212 858 11 13 Fax: +90 212 858 11 14
E-Mail: hadimkoy@doguskalip.com.tr

Bayrampaşa Şube
Terazidere Mah. Çiftehavuzlar Cad. Melihbey İşhanı
No: 36 /6 Bayrampaşa / İSTANBUL
Tel: +90 212 480 08 21 Pbx Fax: +90 212 480 08 35
E-Mail: bayrampasa@doguskalip.com.tr

İkitelli Şube
İkitelli Org. San. Böl. Eskoop San. Sit. C2 Blok No: 48
Başakşehir / İSTANBUL
Tel: +90 212 549 24 06 Fax: +90 212 549 24 11
E-Mail: ikitelli@doguskalip.com.tr

İmes Şube
İmes Sanayi Sitesi C Blok 304 Sokak No: 1
Yukarı Dudullu - Ümraniye / İSTANBUL
Tel: +90 216 540 11 23 Fax: +90 216 540 11 25
E-Mail: imes@doguskalip.com.tr

Bursa Şube
Üçevler Mah. 78. Sokak (220) Akva Tic.Mer.C Blok
34 Nolu Bağımsız Apartman No:2/A Nilüfer / BURSA
Tel: +90 224 441 42 16 Pbx Fax: +90 224 441 40 34
E-Mail: bursa@doguskalip.com.tr

İzmir Şube
Karacaoğlan Mah. 6169 Sokak No: 7-A
Işıkkent Bornova / İZMİR
Tel: +90 232 472 24 61 Pbx Fax: +90 232 472 24 60
E-Mail: izmir@doguskalip.com.tr

Basım Tarihi: 01 / 2023
Revize Tarihi: 09 / 11 /2023